




# Environmental Product Declaration



Concrete Saskatchewan Member Industry-Wide EPD for  
**READY-MIXED CONCRETE**



## ASTM International Certified Environmental Product Declaration

<b>Declared Product</b>	This Environmental Product Declaration (EPD) covers concrete mixes produced by Concrete Saskatchewan members.	
<b>Declaration Owner</b>	<b>Concrete Saskatchewan</b> 1 Box 696 Main Station Regina, SK S4P 3A3 Canada Phone: 306-552-5592 Website: www.concretesask.org	
<b>Program Operator</b>	<b>ASTM International</b> 100 Bar Harbor Drive West Conshohocken, PA 19428-2959, USA Website: www.astm.org	
<b>LCA and EPD Developer</b>	<b>Athena Sustainable Materials Institute</b> 280 Albert Street, Suite 404 Ottawa, ON K1P 5G8, Canada Website: www.athenasmi.org	
<b>Core PCR</b>	ISO 21930:2017 Sustainability in Building Construction - Environmental Declaration of Building Products	
<b>Sub-category PCR</b>	NSF International Product Category Rule (PCR) for Concrete Version 2.1 (August 2021), Verified by Thomas P. Gloria, Ph.D., Industrial Ecology Consultants	
<b>Independent LCA Reviewer and EPD Verifier</b>	Independent verification of the declaration and data, according to ISO 21930:2017 and ISO 14025:2006  <input type="checkbox"/> Internal <input checked="" type="checkbox"/> External	
	Thomas P. Gloria, Ph.D., Industrial Ecology Consultants, ASTM International	
<b>Date of Issue</b>	July 27, 2022	
<b>Period of Validity</b>	5 Years – Valid until July 27, 2027	
<b>EPD Number</b>	EPD 350	
The declared product meets the following product specifications: <ul style="list-style-type: none"> <li>• ACI 211: Standard Practice for Selecting Proportions for Normal, Heavyweight, and Mass Concrete</li> <li>• CSA A3000: Cementitious materials compendium</li> <li>• CSA A23.1/A23.2 Concrete materials and methods of concrete construction/Test methods and standard practices for concrete</li> <li>• ACI 318: Building Code Requirements for Structural Concrete</li> <li>• ASTM C94 Standard Specification for Ready-Mixed Concrete</li> <li>• CSI MasterFormat Division 03-30-00: Cast-in-Place Concrete</li> <li>• UNSPSC Code 30111500: Ready Mix</li> </ul>		Disclaimer: EPDs are comparable only if they comply with this document, use the same sub-category PCR where applicable, include all relevant information modules and are based on equivalent scenarios with respect to the context of construction works.  The ready mixed concrete products represented in this EPD are comprised of (in order of greatest mass per mix): natural and crushed aggregates, Portland cement, fly ash/slag cement, batch water, and admixtures.



# Methodology of Underlying LCA

## Declared Unit

The declared unit is 1 cubic metre of ready mixed concrete. Products covered by this EPD satisfy general purpose concrete as used in residential, commercial and public works applications in Saskatchewan. Key product variables include:

- **28-day strength** – Different compressive strengths were considered;
- **Slag cement/Fly Ash** – Varies between 0% and 40%;
- **Admixture use** – The use of air-entraining, water reducing, and high range water reducing admixture varies;
- **Aggregate use** – The use of crushed coarse, crushed fine, natural coarse, and natural fine aggregates varies.

Product (mix design) components include the following: Portland cement (GU), Portland limestone cement (GUL), slag cement, fly ash, natural and crushed aggregates, admixtures and batch water.

## Scope

The modeled concrete mixes included benchmarks for each strength class. This EPD is intended for use in Business to Business (B-to-B) communication. This EPD can only be used and referenced by members of Concrete Saskatchewan as having participated in the study. The scope of this EPD is cradle-to-gate and considers the following life cycle stages (Figure 1):

- **A1 - Raw Material Supply:** Includes all upstream processes related to extraction, handling, and processing of the raw materials and intermediate component products as well as fuels used in the production of concrete. Component products include cement, supplementary cementitious materials, aggregate (coarse and fine), water, admixtures and other materials or chemicals used in concrete mixtures.
- **A2 - Transportation:** Accounts for the transportation of all input materials and fuels from the supplier to the gate of the concrete plant.
- **A3 - Manufacturing (Core Processes):** Includes all core processes and the energy and water used to store, move, batch and mix the concrete and operate the concrete plant as well as the transportation and processing of wastes from these core processes.

Building Life Cycle Information Modules																
Product stage			Construction Process stage		Use stage							End-of-life stage				
Raw Material supply	Transport	Manufacturing	Transport	Construction/Installation	Use	Maintenance	Repair	Replacement	Refurbishment	Operational Energy Use	Operational Water Use	De-Construction/ Demolition	Transport	Waste processing	Disposal	
																A1

Figure 1: Life cycle stage schematic – alpha-numeric designations as per NSF PCR 2021

## Description of Product

This EPD presents results for the range of products that are available across the Saskatchewan. For each specified mix, variations were developed based on the use of GU and GUL cement as well as different SCM replacement levels. For each mix, a “baseline” mix was developed that represents the average product mix within Saskatchewan. The mixes presented in this EPD utilize the following naming convention:

**Mix Name:** Identify the 28-day specified compressive strength of the proposed product by type of cement unless otherwise stated. Portland cement, also known as Type I or General Use cement is labeled as “GU”. Portland limestone cement, also known as Type IL or General Use Limestone cement is labeled as “GUL”. The name of the mix also notes whether it is “air entrained” and also includes other specifications of the mix recognized in the marketplace. For instance, mixes may also be tagged with an exposure class – (C) classes pertain to chloride exposure; (F) classes pertain to freezing and thawing exposure without chlorides; (N) class is exposed to neither chlorides nor freezing and thawing. For more information concerning exposure class see CSA standard A23.1.

**SCM Replacement:** Identify the supplementary cementing material (SCM) percentage. Fly ash is labeled in the mix designs as “FA”, slag cement as “SC”, and silica fume blended cement is labeled as “GUbSF”. For example, a mix with 20% fly ash is denoted in the mix identifier as “20 FA”.

## Cut-off Rules

The cut-off criteria for all activity stage flows considered within the system boundary conform with ISO 14044:2006 and NSF PCR 2021. Specifically, the cut-off criteria were applied as follows:

- All inputs and outputs for which data are available are included in the calculated effects and no collected core process data are excluded.
- A one percent cut-off is considered for renewable and non-renewable primary energy consumption and the total mass of inputs within a unit process. The sum of the total neglected flows does not exceed 5% of all energy consumption and mass of inputs.
- All flows known to contribute a significant impact or to uncertainty are included.
- The cut-off rules are not applied to hazardous and toxic materials – all are included in the life cycle inventory.

## Allocation

The allocation of co-products or secondary flows cross the system boundary conforms with ISO 21930: 2017 Section 7.2.4. Specifically, the allocation criteria were applied as follows:

- Allocation was not applied any of the gate-to-gate production facilities. For facilities that manufacture additional products (i.e. aggregate), the LCI flows at the facility specific to the concrete production were reported.
- For secondary data sources, the NSF PCR default allocation selection (i.e. “Cut-off” or “Alloc Rec”) was applied.
- The product category rules for this EPD recognize fly ash, silica fume and slag as recovered materials and thus the environmental impacts allocated to these materials are limited to the treatment and transportation required to use as a concrete material input
- A portion (30%) of the reported fleet energy use for truck mixing plants was allocated to the mixing facility.

## Participation

Participation in the concrete plant data collection was open to all members of the Ready Mixed Concrete Association of Saskatchewan (Concrete Saskatchewan). Concrete plants were randomly selected based on size of operation and geographic distribution. The results of this report are applicable to the concrete produced from all members of Concrete Saskatchewan and a list of certified concrete plants can be found on the Association website ([www.concretesask.org](http://www.concretesask.org)).

## Data Sources and Software

This EPD is based on foreground LCI data collected from the participating companies' production facilities. A representative sample of Concrete Saskatchewan member facilities were selected based on technical attributes, production scale, and geographic location. In total, 15 facilities operated by Concrete Saskatchewan member companies completed LCI data collection questionnaires representing over 28% of all Concrete Saskatchewan member facilities.

All upstream material, resource and energy carrier inputs have been sourced from various industry-average datasets and literature as specified for use in NSF PCR 2021. Tables 1 to 3 describe each LCI data source for raw materials (A1), transportation by mode (A2), the core manufacture process (A3), and descriptions of data quality for each data source.

This EPD was calculated using manufacturer specific cement data that represents 100% of the total cement used in this mix. As part of the data collection process, each participating facility provided data as to their cement supplier. All cement facilities were represented with environmental product declarations, and thus a weighted average cement profile was created for each individual region.

Table 1. A1 - Raw Material Supply				
Materials	LCI Data Source	Geography	Year	Data Quality Assessment
<b>General Use Cement</b> ASTM C150, C595, C1157, CSA A3000	Weighted Average of Results Specific to Concrete Producers in Region	Canada	2020-2021	<ul style="list-style-type: none"> <li>• <b>Technology:</b> very good</li> <li>• <b>Time:</b> very good</li> <li>• <b>Geography:</b> very good</li> <li>• <b>Completeness:</b> very good</li> <li>• <b>Reliability:</b> very good</li> </ul>
<b>General Use Limestone Cement</b> ASTM C150, C595, C1157, CSA A3000	Weighted Average of Results Specific to Concrete Producers in Region	Canada	2020-2021	<ul style="list-style-type: none"> <li>• <b>Technology:</b> very good</li> <li>• <b>Time:</b> very good</li> <li>• <b>Geography:</b> very good</li> <li>• <b>Completeness:</b> very good</li> <li>• <b>Reliability:</b> very good</li> </ul>
<b>Fly Ash</b> ASTM C618, CSA A3000	None, no incoming burden, only inbound transport was considered	N/A	N/A	<ul style="list-style-type: none"> <li>• <b>N/A</b></li> <li>• <b>Recovered material</b></li> </ul>
<b>Slag Cement</b> ASTM C989, CSA A3000	Slag Cement Association N. America EPD Slag Cement, 2021	N. America	2021	<ul style="list-style-type: none"> <li>• <b>Technology:</b> good</li> <li>• <b>Time:</b> good</li> <li>• <b>Geography:</b> good</li> <li>• <b>Completeness:</b> good</li> <li>• <b>Reliability:</b> very good, third-party verified EPD</li> </ul>
<b>Crushed Aggregates coarse and fine</b> ASTM C33, CSA A23.1/A23.2	ecoinvent 3.4: Gravel, crushed {RoW} production Cut-off, U Modified with regional electricity	EU/Canada	2004	<ul style="list-style-type: none"> <li>• <b>Technology:</b> good</li> <li>• <b>Time:</b> fair</li> <li>• <b>Geography:</b> good</li> <li>• <b>Completeness:</b> very good</li> <li>• <b>Reliability:</b> very good, third-party verified EPD</li> </ul>
<b>Natural Aggregates coarse and fine</b> ASTM C30, CSA A23.1/A23.2	ecoinvent 3.4: Gravel, round {RoW} gravel and sand quarry operation Cut-off, U Modified with regional electricity	EU/Canada	2004	<ul style="list-style-type: none"> <li>• <b>Technology:</b> good</li> <li>• <b>Time:</b> fair</li> <li>• <b>Geography:</b> good</li> <li>• <b>Completeness:</b> very good</li> <li>• <b>Reliability:</b> very good</li> </ul>
<b>Admixtures</b> ASTM C494, ASTM C260	EFCA EPDs for Air Entrainers, Plasticisers and superplasticisers (2015)  Non-supported LCIA indicators estimated	EU	2015	<ul style="list-style-type: none"> <li>• <b>Technology:</b> very good</li> <li>• <b>Time:</b> good</li> <li>• <b>Geography:</b> good</li> <li>• <b>Completeness:</b> good</li> <li>• <b>Reliability:</b> good</li> </ul>
<b>Water</b> ASTM C1602, CSA A23.1/23.2	ecoinvent 3.4: Tap water {RoW} market for Cut-off, U	Global	2011	<ul style="list-style-type: none"> <li>• <b>Technology:</b> good</li> <li>• <b>Time:</b> good</li> <li>• <b>Geography:</b> good</li> <li>• <b>Completeness:</b> good</li> <li>• <b>Reliability:</b> very good, third-party verified EPD</li> </ul>

Table 2. A2 - Transportation				
Process	LCI Data Source	Geography	Year	Data Quality Assessment
Truck Transportation	USLCI 2014: Transport, combination truck, short-haul, diesel powered/tkm/RNA	USA	2007	<ul style="list-style-type: none"> <li>• <b>Technology:</b> good</li> <li>• <b>Time:</b> fair</li> <li>• <b>Geography:</b> very good</li> <li>• <b>Completeness:</b> good</li> <li>• <b>Reliability:</b> good</li> </ul>
Rail Transportation	USLCI 2014: Transport, train, diesel powered /US U	USA	2007	<ul style="list-style-type: none"> <li>• <b>Technology:</b> good</li> <li>• <b>Time:</b> fair</li> <li>• <b>Geography:</b> very good</li> <li>• <b>Completeness:</b> good</li> <li>• <b>Reliability:</b> good</li> </ul>
Ocean Transportation	USLCI 2014: Transport, ocean freighter, average fuel mix /US U	USA	2007	<ul style="list-style-type: none"> <li>• <b>Technology:</b> good</li> <li>• <b>Time:</b> fair</li> <li>• <b>Geography:</b> very good</li> <li>• <b>Completeness:</b> good</li> <li>• <b>Reliability:</b> good</li> </ul>

Table 3. A3 - Manufacturing				
Process	LCI Data Source	Geography	Year	Data Quality Assessment
Electricity	ecoinvent 3.4:Electricity, low voltage, at grid, (CA)	Regional	2015	<ul style="list-style-type: none"> <li>• <b>Technology:</b> very good</li> <li>• <b>Time:</b> good</li> <li>• <b>Geography:</b> very good</li> <li>• <b>Completeness:</b> good</li> <li>• <b>Reliability:</b> good</li> </ul>
Natural Gas	USLCI 2014: Natural gas, combusted in industrial boiler/US	US	2008	<ul style="list-style-type: none"> <li>• <b>Technology:</b> very good</li> <li>• <b>Time:</b> fair</li> <li>• <b>Geography:</b> fair</li> <li>• <b>Completeness:</b> good</li> <li>• <b>Reliability:</b> good</li> </ul>
Diesel	USLCI 2014: Diesel, combusted in industrial equipment/US	US	2008	<ul style="list-style-type: none"> <li>• <b>Technology:</b> very good</li> <li>• <b>Time:</b> fair</li> <li>• <b>Geography:</b> fair</li> <li>• <b>Completeness:</b> good</li> <li>• <b>Reliability:</b> good</li> </ul>
Liquefied Propane Gas	USLCI 2014: Liquefied petroleum gas, combusted in industrial boiler/US	US	2008	<ul style="list-style-type: none"> <li>• <b>Technology:</b> very good</li> <li>• <b>Time:</b> fair</li> <li>• <b>Geography:</b> fair</li> <li>• <b>Completeness:</b> good</li> <li>• <b>Reliability:</b> good</li> </ul>
Hazardous Waste	ecoinvent 3.4: Hazardous waste, for incineration {ROW} treatment of hazardous waste, hazardous waste incineration Alloc Rec, U	EU	2008	<ul style="list-style-type: none"> <li>• <b>Technology:</b> good</li> <li>• <b>Time:</b> fair</li> <li>• <b>Geography:</b> fair</li> <li>• <b>Completeness:</b> very good</li> <li>• <b>Reliability:</b> very good</li> </ul>
Non-Hazardous Waste	ecoinvent 3.4: Inert waste {RoW}  treatment of, sanitary landfill Alloc Rec, U	EU	2008	<ul style="list-style-type: none"> <li>• <b>Technology:</b> good</li> <li>• <b>Time:</b> fair</li> <li>• <b>Geography:</b> fair</li> <li>• <b>Completeness:</b> very good</li> <li>• <b>Reliability:</b> very good</li> </ul>

Athena's Concrete LCA Software V2 was used to gather the facility data, mix designs, and to conduct the LCA modeling. This software was third party reviewed and found to be in conformance with the following relevant standards: ISO 14040:2006b, ISO 14044:2006c, ISO 14025:2006, ISO 21930:2017, and the NSF PCR 2021.

## Life Cycle Assessment Results

The LCA results presented in this EPD are intended for use in Business to Business (B-to-B) communication. The EPD supports 25 life cycle impact assessment indicators and inventory metrics as listed in Table 4. The Impact Assessment method and other calculation methodologies are specified in Table 4. Tables 5 through 21 present the LCA results for the mixes produced at the different facilities (Information module A1-A3 accumulated). The results are presented first based on a declared unit of 1 cubic metre.

<b>Table 4. Life Cycle Category Indicators and Inventory Metrics</b>			
<b>Core Mandatory Impact Indicator</b>	<b>Abbreviation</b>	<b>Unit</b>	<b>Method/Source</b>
Global warming potential	GWP	kg CO2e	TRACI 2.1 V1.02
Depletion potential of the stratospheric ozone layer	ODP	kg CFC11e	TRACI 2.1 V1.02
Acidification potential of soil and water sources	AP	kg SO2e	TRACI 2.1 V1.02
Eutrophication potential	EP	kg Ne	TRACI 2.1 V1.02
Photochemical smog creation potential	POCP	kg O3e	TRACI 2.1 V1.02
Abiotic depletion potential (ADP <sub>fossil</sub> )*	ADPf	MJ, NCV	CML-IA Baseline V3.02
Abiotic depletion potential (ADP <sub>elements</sub> )*	ADPe	kg Sbe	CML-IA Baseline V3.02
<b>Use of Primary Resources</b>			
Renewable primary energy carrier used as energy*	RPRE	MJ, NCV	CED V1.10 NCV
Renewable primary energy carrier used as material*	RPRM	MJ, NCV	LCI Indicator
Non-renewable primary energy carrier used as energy*	NRPRE	MJ, NCV	CED V1.10 NCV
Non-renewable primary energy carrier used as material*	NRPRM	MJ, NCV	LCI Indicator
<b>Secondary Material, Secondary Fuel and Recovered Energy</b>			
Secondary material*	SM	kg	LCI Indicator
Renewable secondary fuel *	RSF	MJ, NCV	LCI Indicator
Non-renewable secondary fuel*	NRSF	MJ, NCV	LCI Indicator
Recovered energy*	RE	MJ, NCV	LCI Indicator
<b>Mandatory Inventory Parameters</b>			
Consumption of freshwater resources;	FW	m3	LCI Indicator
Calcination and carbonation emissions	CCE	kg CO2e	LCI Indicator
<b>Indicators Describing Waste</b>			
Hazardous waste disposed*	HWD	kg	LCI Indicator
Non-hazardous waste disposed*	NHWD	kg	LCI Indicator
High-level radioactive waste*	HLRW	m3	LCI Indicator
Intermediate- and low-level radioactive waste*	ILLRW	m3	LCI Indicator
Components for re-use*	CRU	kg	LCI Indicator
Materials for recycling*	MR	kg	LCI Indicator
Materials for energy recovery*	MER	kg	LCI Indicator
Recovered energy exported from the product system*	EE	MJ, NCV	LCI Indicator

Emerging LCA impact categories and inventory items are still under development and can have high levels of uncertainty that preclude international acceptance pending further development. Use caution when interpreting data in categories marked with (\*) in Table 4. Additionally, EPDs are comparable only if they comply with this document, use the same sub-category PCR where applicable, include all relevant information modules and are based on equivalent scenarios with respect to the context of construction works. No regulated substances of very high concern were identified in the LCA.

**Table 5. LCA Results 25 MPa concrete with air**

Unit	Baseline 25 MPa concrete with air GU 15 FA	25 MPa concrete with air GU	25 MPa concrete with air GU 10 FA	25 MPa concrete with air GU 20 FA	25 MPa concrete with air GU 30 FA	25 MPa concrete with air GU 40 FA	25 MPa concrete with air GUL	25 MPa concrete with air GUL 10 FA	25 MPa concrete with air GUL 20 FA	25 MPa concrete with air GUL 30 FA	25 MPa concrete with air GUL 40 FA	
<b>Environmental impacts</b>												
GWP	kg CO <sub>2</sub> eq.	312.83	355.02	326.89	298.76	270.64	242.51	323.95	298.93	273.90	248.88	223.86
ODP	kg CFC-11 eq.	6.99E-06	8.09E-06	7.36E-06	6.62E-06	5.89E-06	5.15E-06	7.62E-06	6.93E-06	6.25E-06	5.56E-06	4.87E-06
EP	kg N eq.	0.47	0.53	0.49	0.46	0.42	0.38	0.51	0.47	0.44	0.41	0.37
AP	kg SO <sub>2</sub> eq.	1.81	2.00	1.87	1.75	1.63	1.50	1.88	1.77	1.65	1.54	1.43
POCP	kg O <sub>3</sub> eq.	35.22	38.38	36.28	34.17	32.06	29.96	36.15	34.26	32.38	30.50	28.61
<b>Use of primary resources</b>												
RPR <sub>E</sub>	MJ, NCV	110.41	125.44	115.42	105.40	95.38	85.36	112.64	103.90	95.16	86.43	77.69
RPR <sub>M</sub>	MJ, NCV	0.00	0.00	0.00	0.00	0.00	0.00	0.00	0.00	0.00	0.00	0.00
NRPR <sub>E</sub>	MJ, NCV	2395.55	2619.69	2470.26	2320.84	2171.41	2021.99	2472.79	2338.05	2203.32	2068.58	1933.85
NRPR <sub>M</sub>	MJ, NCV	0.00	0.00	0.00	0.00	0.00	0.00	0.00	0.00	0.00	0.00	0.00
<b>Use of secondary resources</b>												
SM	kg	0.00	0.00	0.00	0.00	0.00	0.00	0.00	0.00	0.00	0.00	0.00
RSF	MJ, NCV	0.00	0.00	0.00	0.00	0.00	0.00	0.00	0.00	0.00	0.00	0.00
NRSF	MJ, NCV	53.76	63.25	56.92	50.60	44.27	37.95	58.19	52.37	46.55	40.73	34.91
RE	MJ, NCV	0.00	0.00	0.00	0.00	0.00	0.00	0.00	0.00	0.00	0.00	0.00
<b>Abiotic depletion potential</b>												
ADP <sub>f</sub>	MJ, LHV	1627.38	1730.17	1661.64	1593.12	1524.60	1456.08	1631.22	1572.60	1513.97	1455.34	1396.71
ADP <sub>e</sub>	kg Sb	1.61E-04	1.66E-04	1.63E-04	1.60E-04	1.56E-04	1.53E-04	1.65E-04	1.61E-04	1.58E-04	1.55E-04	1.52E-04
<b>Consumption of freshwater resources</b>												
FW	m <sup>3</sup>	2.08	2.14	2.10	2.07	2.03	1.99	2.09	2.06	2.03	2.00	1.97
<b>Waste and output flows</b>												
HWD	kg	0.02	0.02	0.02	0.02	0.02	0.02	0.02	0.02	0.02	0.02	0.02
NHWD	kg	0.13	0.14	0.13	0.12	0.11	0.10	0.13	0.12	0.11	0.10	0.09
HLRW	m <sup>3</sup>	1.39E-09	1.39E-09	1.39E-09	1.39E-09	1.39E-09	1.39E-09	1.39E-09	1.39E-09	1.39E-09	1.39E-09	1.39E-09
ILLRW	m <sup>3</sup>	5.70E-08	5.70E-08	5.70E-08	5.70E-08	5.70E-08	5.70E-08	5.70E-08	5.70E-08	5.70E-08	5.70E-08	5.70E-08
CRU	kg	0.00	0.00	0.00	0.00	0.00	0.00	0.00	0.00	0.00	0.00	0.00
MR	kg	0.00	0.00	0.00	0.00	0.00	0.00	0.00	0.00	0.00	0.00	0.00
MER	kg	0.00	0.00	0.00	0.00	0.00	0.00	0.00	0.00	0.00	0.00	0.00
EE	kg	0.00	0.00	0.00	0.00	0.00	0.00	0.00	0.00	0.00	0.00	0.00
<b>Additional inventory parameters for transparency</b>												
CCE	kg CO <sub>2</sub> eq.	126.13	148.39	133.55	118.71	103.87	89.03	129.50	116.55	103.60	90.65	77.70



**Table 6. LCA Results 25 MPa concrete without air**

Unit	Baseline 25 MPa concrete without air GU 15 FA	25 MPa concrete without air GU	25 MPa concrete without air GU 10 FA	25 MPa concrete without air GU 20 FA	25 MPa concrete without air GU 30 FA	25 MPa concrete without air GU 40 FA	25 MPa concrete without air GUL	25 MPa concrete without air GUL 10 FA	25 MPa concrete without air GUL 20 FA	25 MPa concrete without air GUL 30 FA	25 MPa concrete without air GUL 40 FA	
<b>Environmental impacts</b>												
GWP	kg CO <sub>2</sub> eq.	296.06	335.53	309.21	282.90	256.58	230.27	306.46	283.05	259.64	236.24	212.83
ODP	kg CFC-11 eq.	6.59E-06	7.62E-06	6.94E-06	6.25E-06	5.56E-06	4.88E-06	7.18E-06	6.54E-06	5.90E-06	5.25E-06	4.61E-06
EP	kg N eq.	0.45	0.50	0.47	0.44	0.40	0.37	0.48	0.45	0.42	0.39	0.36
AP	kg SO <sub>2</sub> eq.	1.73	1.90	1.79	1.67	1.55	1.44	1.79	1.69	1.58	1.48	1.37
POCP	kg O <sub>3</sub> eq.	33.70	36.66	34.69	32.72	30.74	28.77	34.57	32.80	31.04	29.28	27.52
<b>Use of primary resources</b>												
RPR <sub>E</sub>	MJ, NCV	103.09	117.15	107.78	98.40	89.03	79.66	105.18	97.01	88.83	80.66	72.48
RPR <sub>M</sub>	MJ, NCV	0.00	0.00	0.00	0.00	0.00	0.00	0.00	0.00	0.00	0.00	0.00
NRPR <sub>E</sub>	MJ, NCV	2287.49	2497.17	2357.38	2217.60	2077.82	1938.03	2359.75	2233.71	2107.66	1981.62	1855.58
NRPR <sub>M</sub>	MJ, NCV	0.00	0.00	0.00	0.00	0.00	0.00	0.00	0.00	0.00	0.00	0.00
<b>Use of secondary resources</b>												
SM	kg	0.00	0.00	0.00	0.00	0.00	0.00	0.00	0.00	0.00	0.00	0.00
RSF	MJ, NCV	0.00	0.00	0.00	0.00	0.00	0.00	0.00	0.00	0.00	0.00	0.00
NRSF	MJ, NCV	50.29	59.17	53.25	47.33	41.42	35.50	54.43	48.99	43.55	38.10	32.66
RE	MJ, NCV	0.00	0.00	0.00	0.00	0.00	0.00	0.00	0.00	0.00	0.00	0.00
<b>Abiotic depletion potential</b>												
ADPF	MJ, LHV	1565.15	1661.30	1597.20	1533.10	1469.00	1404.90	1568.75	1513.90	1459.06	1404.21	1349.37
ADPe	kg Sb	1.39E-04	1.44E-04	1.41E-04	1.38E-04	1.34E-04	1.31E-04	1.42E-04	1.39E-04	1.36E-04	1.33E-04	1.30E-04
<b>Consumption of freshwater resources</b>												
FW	m <sup>3</sup>	2.08	2.13	2.09	2.06	2.02	1.99	2.09	2.06	2.03	2.00	1.97
<b>Waste and output flows</b>												
HWD	kg	0.02	0.02	0.02	0.02	0.02	0.02	0.02	0.02	0.02	0.02	0.02
NHWD	kg	0.12	0.13	0.12	0.11	0.10	0.09	0.13	0.12	0.11	0.10	0.09
HLRW	m <sup>3</sup>	1.40E-09	1.40E-09	1.40E-09	1.40E-09	1.40E-09	1.40E-09	1.40E-09	1.40E-09	1.40E-09	1.40E-09	1.40E-09
ILLRW	m <sup>3</sup>	5.78E-08	5.78E-08	5.78E-08	5.78E-08	5.78E-08	5.78E-08	5.78E-08	5.78E-08	5.78E-08	5.78E-08	5.78E-08
CRU	kg	0.00	0.00	0.00	0.00	0.00	0.00	0.00	0.00	0.00	0.00	0.00
MR	kg	0.00	0.00	0.00	0.00	0.00	0.00	0.00	0.00	0.00	0.00	0.00
MER	kg	0.00	0.00	0.00	0.00	0.00	0.00	0.00	0.00	0.00	0.00	0.00
EE	kg	0.00	0.00	0.00	0.00	0.00	0.00	0.00	0.00	0.00	0.00	0.00
<b>Additional inventory parameters for transparency</b>												
CCE	kg CO <sub>2</sub> eq.	117.99	138.81	124.93	111.05	97.17	83.29	121.14	109.03	96.91	84.80	72.68

**Table 7. LCA Results 25 MPa concrete without air & 0.55 w/cm (N-CF)**

Unit	Baseline 25 MPa concrete without air & 0.55 w/cm (N-CF) GU 15 FA	25 MPa concrete without air & 0.55 w/cm (N-CF) GU	25 MPa concrete without air & 0.55 w/cm (N-CF) GU 10 FA	25 MPa concrete without air & 0.55 w/cm (N-CF) GU 20 FA	25 MPa concrete without air & 0.55 w/cm (N-CF) GU 30 FA	25 MPa concrete without air & 0.55 w/cm (N-CF) GU 40 FA	25 MPa concrete without air & 0.55 w/cm (N-CF) GUL	25 MPa concrete without air & 0.55 w/cm (N-CF) GUL 10 FA	25 MPa concrete without air & 0.55 w/cm (N-CF) GUL 20 FA	25 MPa concrete without air & 0.55 w/cm (N-CF) GUL 30 FA	25 MPa concrete without air & 0.55 w/cm (N-CF) GUL 40 FA	
<b>Environmental impacts</b>												
GWP	kg CO <sub>2</sub> eq.	300.93	340.84	314.56	287.31	261.02	233.77	311.27	287.46	263.65	239.84	216.03
ODP	kg CFC-11 eq.	6.69E-06	7.73E-06	7.05E-06	6.34E-06	5.65E-06	4.94E-06	7.29E-06	6.63E-06	5.98E-06	5.33E-06	4.67E-06
EP	kg N eq.	0.46	0.51	0.47	0.44	0.41	0.37	0.49	0.46	0.42	0.39	0.36
AP	kg SO <sub>2</sub> eq.	1.75	1.93	1.81	1.69	1.58	1.46	1.82	1.71	1.60	1.50	1.39
POCP	kg O <sub>3</sub> eq.	34.15	37.14	35.18	33.13	31.17	29.12	35.01	33.22	31.42	29.63	27.84
<b>Use of primary resources</b>												
RPR <sub>F</sub>	MJ, NCV	106.58	120.80	111.43	101.74	92.36	82.67	108.63	100.31	92.00	83.68	75.36
RPR <sub>M</sub>	MJ, NCV	0.00	0.00	0.00	0.00	0.00	0.00	0.00	0.00	0.00	0.00	0.00
NRPR <sub>F</sub>	MJ, NCV	2328.69	2540.55	2401.22	2256.16	2116.84	1971.78	2400.76	2272.55	2144.33	2016.12	1887.90
NRPR <sub>M</sub>	MJ, NCV	0.00	0.00	0.00	0.00	0.00	0.00	0.00	0.00	0.00	0.00	0.00
<b>Use of secondary resources</b>												
SM	kg	0.00	0.00	0.00	0.00	0.00	0.00	0.00	0.00	0.00	0.00	0.00
RSF	MJ, NCV	0.00	0.00	0.00	0.00	0.00	0.00	0.00	0.00	0.00	0.00	0.00
NRSF	MJ, NCV	51.21	60.19	54.27	48.15	42.23	36.11	55.37	49.84	44.30	38.76	33.22
RE	MJ, NCV	0.00	0.00	0.00	0.00	0.00	0.00	0.00	0.00	0.00	0.00	0.00
<b>Abiotic depletion potential</b>												
ADP <sub>f</sub>	MJ, LHV	1593.60	1690.64	1626.97	1560.23	1496.56	1429.82	1596.49	1540.70	1484.91	1429.12	1373.33
ADP <sub>e</sub>	kg Sb	1.63E-04	1.68E-04	1.65E-04	1.62E-04	1.58E-04	1.55E-04	1.66E-04	1.63E-04	1.60E-04	1.57E-04	1.54E-04
<b>Consumption of freshwater resources</b>												
FW	m <sup>3</sup>	2.10	2.15	2.11	2.08	2.04	2.01	2.10	2.07	2.04	2.01	1.98
<b>Waste and output flows</b>												
HWD	kg	0.02	0.02	0.02	0.02	0.02	0.02	0.02	0.02	0.02	0.02	0.02
NHWD	kg	0.12	0.14	0.13	0.12	0.11	0.10	0.13	0.12	0.11	0.10	0.09
HLRW	m <sup>3</sup>	1.38E-09	1.38E-09	1.38E-09	1.38E-09	1.38E-09	1.38E-09	1.38E-09	1.38E-09	1.38E-09	1.38E-09	1.38E-09
ILLRW	m <sup>3</sup>	5.74E-08	5.74E-08	5.74E-08	5.74E-08	5.74E-08	5.74E-08	5.74E-08	5.74E-08	5.74E-08	5.74E-08	5.74E-08
CRU	kg	0.00	0.00	0.00	0.00	0.00	0.00	0.00	0.00	0.00	0.00	0.00
MR	kg	0.00	0.00	0.00	0.00	0.00	0.00	0.00	0.00	0.00	0.00	0.00
MER	kg	0.00	0.00	0.00	0.00	0.00	0.00	0.00	0.00	0.00	0.00	0.00
EE	kg	0.00	0.00	0.00	0.00	0.00	0.00	0.00	0.00	0.00	0.00	0.00
<b>Additional inventory parameters for transparency</b>												
CCE	kg CO <sub>2</sub> eq.	120.15	141.21	127.33	112.97	99.09	84.72	123.23	110.91	98.58	86.26	73.94

**Table 8. LCA Results 30 MPa concrete without air**

Unit	Baseline 30 MPa concrete without air GU 15 FA	30 MPa concrete without air GU	30 MPa concrete without air GU 10 FA	30 MPa concrete without air GU 20 FA	30 MPa concrete without air GU 30 FA	30 MPa concrete without air GU 40 FA	30 MPa concrete without air GUL	30 MPa concrete without air GUL 10 FA	30 MPa concrete without air GUL 20 FA	30 MPa concrete without air GUL 30 FA	30 MPa concrete without air GUL 40 FA	
<b>Environmental impacts</b>												
GWP	kg CO <sub>2</sub> eq.	317.39	360.02	331.93	302.86	274.76	245.69	328.45	303.02	277.60	252.17	226.75
ODP	kg CFC-11 eq.	7.10E-06	8.21E-06	7.48E-06	6.72E-06	5.99E-06	5.23E-06	7.74E-06	7.04E-06	6.34E-06	5.64E-06	4.94E-06
EP	kg N eq.	0.48	0.53	0.50	0.46	0.43	0.39	0.51	0.48	0.44	0.41	0.38
AP	kg SO <sub>2</sub> eq.	1.83	2.02	1.90	1.77	1.65	1.52	1.90	1.79	1.67	1.56	1.45
POCP	kg O <sub>3</sub> eq.	35.70	38.89	36.79	34.61	32.51	30.33	36.62	34.70	32.79	30.88	28.96
<b>Use of primary resources</b>												
RPR <sub>F</sub>	MJ, NCV	110.83	126.02	116.00	105.66	95.64	85.30	113.02	104.14	95.26	86.38	77.50
RPR <sub>M</sub>	MJ, NCV	0.00	0.00	0.00	0.00	0.00	0.00	0.00	0.00	0.00	0.00	0.00
NRPR <sub>F</sub>	MJ, NCV	2420.33	2646.65	2497.68	2342.98	2194.01	2039.31	2497.39	2360.48	2223.57	2086.66	1949.75
NRPR <sub>M</sub>	MJ, NCV	0.00	0.00	0.00	0.00	0.00	0.00	0.00	0.00	0.00	0.00	0.00
<b>Use of secondary resources</b>												
SM	kg	0.00	0.00	0.00	0.00	0.00	0.00	0.00	0.00	0.00	0.00	0.00
RSF	MJ, NCV	0.00	0.00	0.00	0.00	0.00	0.00	0.00	0.00	0.00	0.00	0.00
NRSF	MJ, NCV	54.68	64.27	57.94	51.41	45.09	38.56	59.13	53.21	47.30	41.39	35.48
RE	MJ, NCV	0.00	0.00	0.00	0.00	0.00	0.00	0.00	0.00	0.00	0.00	0.00
<b>Abiotic depletion potential</b>												
ADP <sub>f</sub>	MJ, LHV	1640.15	1743.82	1675.73	1604.57	1536.48	1465.32	1643.29	1583.71	1524.14	1464.57	1404.99
ADP <sub>e</sub>	kg Sb	1.48E-04	1.53E-04	1.50E-04	1.47E-04	1.43E-04	1.40E-04	1.52E-04	1.48E-04	1.45E-04	1.42E-04	1.39E-04
<b>Consumption of freshwater resources</b>												
FW	m <sup>3</sup>	2.09	2.15	2.11	2.08	2.04	2.00	2.10	2.07	2.04	2.01	1.97
<b>Waste and output flows</b>												
HWD	kg	0.02	0.02	0.02	0.02	0.02	0.02	0.02	0.02	0.02	0.02	0.02
NHWD	kg	0.13	0.14	0.13	0.12	0.11	0.10	0.13	0.12	0.11	0.10	0.09
HLRW	m <sup>3</sup>	1.40E-09	1.40E-09	1.40E-09	1.40E-09	1.40E-09	1.40E-09	1.40E-09	1.40E-09	1.40E-09	1.40E-09	1.40E-09
ILLRW	m <sup>3</sup>	5.75E-08	5.75E-08	5.75E-08	5.75E-08	5.75E-08	5.75E-08	5.75E-08	5.75E-08	5.75E-08	5.75E-08	5.75E-08
CRU	kg	0.00	0.00	0.00	0.00	0.00	0.00	0.00	0.00	0.00	0.00	0.00
MR	kg	0.00	0.00	0.00	0.00	0.00	0.00	0.00	0.00	0.00	0.00	0.00
MER	kg	0.00	0.00	0.00	0.00	0.00	0.00	0.00	0.00	0.00	0.00	0.00
EE	kg	0.00	0.00	0.00	0.00	0.00	0.00	0.00	0.00	0.00	0.00	0.00
<b>Additional inventory parameters for transparency</b>												
CCE	kg CO <sub>2</sub> eq.	128.28	150.78	135.94	120.63	105.79	90.47	131.58	118.43	105.27	92.11	78.95

**Table 9. LCA Results 30 MPa concrete with air**

Unit		Baseline 30 MPa concrete with air GU 15 FA	30 MPa concrete with air GU	30 MPa concrete with air GU 10 FA	30 MPa concrete with air GU 20 FA	30 MPa concrete with air GU 30 FA	30 MPa concrete with air GU 40 FA	30 MPa concrete with air GUL	30 MPa concrete with air GUL 10 FA	30 MPa concrete with air GUL 20 FA	30 MPa concrete with air GUL 30 FA	30 MPa concrete with air GUL 40 FA
<b>Environmental impacts</b>												
GWP	kg CO <sub>2</sub> eq.	346.17	393.81	362.05	330.29	298.53	266.78	358.73	330.47	302.22	273.97	245.72
ODP	kg CFC-11 eq.	7.79E-06	9.03E-06	8.20E-06	7.37E-06	6.54E-06	5.72E-06	8.50E-06	7.72E-06	6.95E-06	6.17E-06	5.40E-06
EP	kg N eq.	0.51	0.58	0.53	0.49	0.45	0.41	0.55	0.51	0.48	0.44	0.40
AP	kg SO <sub>2</sub> eq.	1.98	2.18	2.05	1.91	1.77	1.63	2.05	1.92	1.80	1.67	1.55
POCP	kg O <sub>3</sub> eq.	38.32	41.89	39.51	37.13	34.76	32.38	39.37	37.24	35.11	32.99	30.86
<b>Use of primary resources</b>												
RPR <sub>F</sub>	MJ, NCV	122.59	139.56	128.25	116.94	105.63	94.32	125.12	115.25	105.38	95.52	85.65
RPR <sub>M</sub>	MJ, NCV	0.00	0.00	0.00	0.00	0.00	0.00	0.00	0.00	0.00	0.00	0.00
NRPR <sub>F</sub>	MJ, NCV	2600.05	2853.11	2684.41	2515.70	2347.00	2178.29	2687.26	2535.14	2383.02	2230.90	2078.78
NRPR <sub>M</sub>	MJ, NCV	0.00	0.00	0.00	0.00	0.00	0.00	0.00	0.00	0.00	0.00	0.00
<b>Use of secondary resources</b>												
SM	kg	0.00	0.00	0.00	0.00	0.00	0.00	0.00	0.00	0.00	0.00	0.00
RSF	MJ, NCV	0.00	0.00	0.00	0.00	0.00	0.00	0.00	0.00	0.00	0.00	0.00
NRSF	MJ, NCV	60.70	71.41	64.27	57.13	49.99	42.85	65.70	59.13	52.56	45.99	39.42
RE	MJ, NCV	0.00	0.00	0.00	0.00	0.00	0.00	0.00	0.00	0.00	0.00	0.00
<b>Abiotic depletion potential</b>												
ADP <sub>f</sub>	MJ, LHV	1740.81	1856.85	1779.49	1702.13	1624.77	1547.40	1745.15	1678.96	1612.76	1546.57	1480.38
ADP <sub>e</sub>	kg Sb	1.77E-04	1.83E-04	1.79E-04	1.75E-04	1.71E-04	1.67E-04	1.81E-04	1.77E-04	1.73E-04	1.70E-04	1.66E-04
<b>Consumption of freshwater resources</b>												
FW	m <sup>3</sup>	2.11	2.17	2.13	2.09	2.04	2.00	2.12	2.08	2.04	2.01	1.97
<b>Waste and output flows</b>												
HWD	kg	0.02	0.02	0.02	0.02	0.02	0.02	0.02	0.02	0.02	0.02	0.02
NHWD	kg	0.14	0.16	0.14	0.13	0.12	0.11	0.15	0.13	0.12	0.11	0.10
HLRW	m <sup>3</sup>	1.38E-09	1.38E-09	1.38E-09	1.38E-09	1.38E-09	1.38E-09	1.38E-09	1.38E-09	1.38E-09	1.38E-09	1.38E-09
ILLRW	m <sup>3</sup>	5.60E-08	5.60E-08	5.60E-08	5.60E-08	5.60E-08	5.60E-08	5.60E-08	5.60E-08	5.60E-08	5.60E-08	5.60E-08
CRU	kg	0.00	0.00	0.00	0.00	0.00	0.00	0.00	0.00	0.00	0.00	0.00
MR	kg	0.00	0.00	0.00	0.00	0.00	0.00	0.00	0.00	0.00	0.00	0.00
MER	kg	0.00	0.00	0.00	0.00	0.00	0.00	0.00	0.00	0.00	0.00	0.00
EE	kg	0.00	0.00	0.00	0.00	0.00	0.00	0.00	0.00	0.00	0.00	0.00
<b>Additional inventory parameters for transparency</b>												
CCE	kg CO <sub>2</sub> eq.	142.40	167.54	150.78	134.03	117.27	100.52	146.20	131.58	116.96	102.34	87.72



**Table 10. LCA Results 32 MPa concrete with air & 0.45 w/cm (C-2)**

Unit	Baseline 32 MPa concrete with air & 0.45 w/cm (C-2) GU 15 FA	32 MPa concrete with air & 0.45 w/cm (C-2) GU	32 MPa concrete with air & 0.45 w/cm (C-2) GU 10 FA	32 MPa concrete with air & 0.45 w/cm (C-2) GU 20 FA	32 MPa concrete with air & 0.45 w/cm (C-2) GU 30 FA	32 MPa concrete with air & 0.45 w/cm (C-2) GU 40 FA	32 MPa concrete with air & 0.45 w/cm (C-2) GUL	32 MPa concrete with air & 0.45 w/cm (C-2) GUL 10 FA	32 MPa concrete with air & 0.45 w/cm (C-2) GUL 20 FA	32 MPa concrete with air & 0.45 w/cm (C-2) GUL 30 FA	32 MPa concrete with air & 0.45 w/cm (C-2) GUL 40 FA	
<b>Environmental impacts</b>												
GWP	kg CO <sub>2</sub> eq.	379.55	432.64	397.25	361.86	326.47	291.08	393.54	362.06	330.59	299.11	267.63
ODP	kg CFC-11 eq.	8.59E-06	9.97E-06	9.05E-06	8.13E-06	7.20E-06	6.28E-06	9.38E-06	8.52E-06	7.65E-06	6.79E-06	5.93E-06
EP	kg N eq.	0.56	0.62	0.58	0.53	0.49	0.44	0.60	0.55	0.51	0.47	0.43
AP	kg SO <sub>2</sub> eq.	2.14	2.37	2.22	2.06	1.91	1.75	2.23	2.08	1.94	1.80	1.66
POCP	kg O <sub>3</sub> eq.	41.47	45.45	42.80	40.15	37.50	34.85	42.64	40.27	37.90	35.53	33.16
<b>Use of primary resources</b>												
RPR <sub>F</sub>	MJ, NCV	134.47	153.38	140.77	128.17	115.56	102.96	137.28	126.29	115.29	104.30	93.30
RPR <sub>M</sub>	MJ, NCV	0.00	0.00	0.00	0.00	0.00	0.00	0.00	0.00	0.00	0.00	0.00
NRPR <sub>F</sub>	MJ, NCV	2804.22	3086.20	2898.21	2710.23	2522.24	2334.26	2901.39	2731.89	2562.38	2392.88	2223.37
NRPR <sub>M</sub>	MJ, NCV	0.00	0.00	0.00	0.00	0.00	0.00	0.00	0.00	0.00	0.00	0.00
<b>Use of secondary resources</b>												
SM	kg	0.00	0.00	0.00	0.00	0.00	0.00	0.00	0.00	0.00	0.00	0.00
RSF	MJ, NCV	0.00	0.00	0.00	0.00	0.00	0.00	0.00	0.00	0.00	0.00	0.00
NRSF	MJ, NCV	67.63	79.57	71.61	63.66	55.70	47.74	73.20	65.88	58.56	51.24	43.92
RE	MJ, NCV	0.00	0.00	0.00	0.00	0.00	0.00	0.00	0.00	0.00	0.00	0.00
<b>Abiotic depletion potential</b>												
ADP <sub>f</sub>	MJ, LHV	1853.93	1983.24	1897.04	1810.83	1724.63	1638.42	1858.77	1785.01	1711.25	1637.50	1563.74
ADP <sub>e</sub>	kg Sb	1.90E-04	1.96E-04	1.92E-04	1.87E-04	1.83E-04	1.79E-04	1.94E-04	1.90E-04	1.86E-04	1.82E-04	1.78E-04
<b>Consumption of freshwater resources</b>												
FW	m <sup>3</sup>	2.14	2.20	2.16	2.11	2.07	2.02	2.15	2.11	2.07	2.03	1.99
<b>Waste and output flows</b>												
HWD	kg	0.02	0.02	0.02	0.02	0.02	0.02	0.02	0.02	0.02	0.02	0.02
NHWD	kg	0.15	0.17	0.16	0.14	0.13	0.12	0.16	0.15	0.13	0.12	0.11
HLRW	m <sup>2</sup>	1.38E-09	1.38E-09	1.38E-09	1.38E-09	1.38E-09	1.38E-09	1.38E-09	1.38E-09	1.38E-09	1.38E-09	1.38E-09
ILLRW	m <sup>2</sup>	5.54E-08	5.54E-08	5.54E-08	5.54E-08	5.54E-08	5.54E-08	5.54E-08	5.54E-08	5.54E-08	5.54E-08	5.54E-08
CRU	kg	0.00	0.00	0.00	0.00	0.00	0.00	0.00	0.00	0.00	0.00	0.00
MR	kg	0.00	0.00	0.00	0.00	0.00	0.00	0.00	0.00	0.00	0.00	0.00
MER	kg	0.00	0.00	0.00	0.00	0.00	0.00	0.00	0.00	0.00	0.00	0.00
EE	kg	0.00	0.00	0.00	0.00	0.00	0.00	0.00	0.00	0.00	0.00	0.00
<b>Additional inventory parameters for transparency</b>												
CCE	kg CO <sub>2</sub> eq.	158.68	186.68	168.01	149.35	130.68	112.01	162.91	146.62	130.33	114.04	97.75

**Table 11. LCA Results 32 MPa concrete without air**

Unit	Baseline 32 MPa concrete without air GU 15 FA	32 MPa concrete without air GU	32 MPa concrete without air GU 10 FA	32 MPa concrete without air GU 20 FA	32 MPa concrete without air GU 30 FA	32 MPa concrete without air GU 40 FA	32 MPa concrete without air GUL	32 MPa concrete without air GUL 10 FA	32 MPa concrete without air GUL 20 FA	32 MPa concrete without air GUL 30 FA	32 MPa concrete without air GUL 40 FA	
<b>Environmental impacts</b>												
GWP	kg CO <sub>2</sub> eq.	338.27	384.55	353.70	322.85	292.00	261.15	350.47	323.03	295.58	268.14	240.70
ODP	kg CFC-11 eq.	7.60E-06	8.80E-06	8.00E-06	7.19E-06	6.39E-06	5.58E-06	8.29E-06	7.53E-06	6.78E-06	6.03E-06	5.27E-06
EP	kg N eq.	0.51	0.56	0.52	0.49	0.45	0.41	0.54	0.50	0.47	0.43	0.39
AP	kg SO <sub>2</sub> eq.	1.94	2.14	2.01	1.87	1.74	1.60	2.01	1.89	1.77	1.64	1.52
POCP	kg O <sub>3</sub> eq.	37.68	41.15	38.84	36.52	34.21	31.90	38.69	36.63	34.56	32.50	30.43
<b>Use of primary resources</b>												
RPR <sub>F</sub>	MJ, NCV	119.06	135.54	124.55	113.56	102.57	91.59	121.51	111.92	102.34	92.75	83.17
RPR <sub>M</sub>	MJ, NCV	0.00	0.00	0.00	0.00	0.00	0.00	0.00	0.00	0.00	0.00	0.00
NRPR <sub>F</sub>	MJ, NCV	2553.16	2798.99	2635.11	2471.22	2307.34	2143.45	2637.88	2490.11	2342.33	2194.56	2046.79
NRPR <sub>M</sub>	MJ, NCV	0.00	0.00	0.00	0.00	0.00	0.00	0.00	0.00	0.00	0.00	0.00
<b>Use of secondary resources</b>												
SM	kg	0.00	0.00	0.00	0.00	0.00	0.00	0.00	0.00	0.00	0.00	0.00
RSF	MJ, NCV	0.00	0.00	0.00	0.00	0.00	0.00	0.00	0.00	0.00	0.00	0.00
NRSF	MJ, NCV	58.96	69.37	62.43	55.50	48.56	41.62	63.82	57.44	51.06	44.67	38.29
RE	MJ, NCV	0.00	0.00	0.00	0.00	0.00	0.00	0.00	0.00	0.00	0.00	0.00
<b>Abiotic depletion potential</b>												
ADP <sub>f</sub>	MJ, LHV	1716.39	1829.12	1753.96	1678.81	1603.66	1528.51	1720.60	1656.30	1592.00	1527.70	1463.40
ADP <sub>e</sub>	kg Sb	1.67E-04	1.72E-04	1.69E-04	1.65E-04	1.61E-04	1.57E-04	1.70E-04	1.67E-04	1.63E-04	1.60E-04	1.56E-04
<b>Consumption of freshwater resources</b>												
FW	m <sup>3</sup>	2.12	2.18	2.14	2.10	2.06	2.02	2.13	2.10	2.06	2.03	1.99
<b>Waste and output flows</b>												
HWD	kg	0.02	0.02	0.02	0.02	0.02	0.02	0.02	0.02	0.02	0.02	0.02
NHWD	kg	0.13	0.15	0.14	0.13	0.12	0.10	0.14	0.13	0.12	0.11	0.10
HLRW	m <sup>3</sup>	1.39E-09	1.39E-09	1.39E-09	1.39E-09	1.39E-09	1.39E-09	1.39E-09	1.39E-09	1.39E-09	1.39E-09	1.39E-09
ILLRW	m <sup>3</sup>	5.73E-08	5.73E-08	5.73E-08	5.73E-08	5.73E-08	5.73E-08	5.73E-08	5.73E-08	5.73E-08	5.73E-08	5.73E-08
CRU	kg	0.00	0.00	0.00	0.00	0.00	0.00	0.00	0.00	0.00	0.00	0.00
MR	kg	0.00	0.00	0.00	0.00	0.00	0.00	0.00	0.00	0.00	0.00	0.00
MER	kg	0.00	0.00	0.00	0.00	0.00	0.00	0.00	0.00	0.00	0.00	0.00
EE	kg	0.00	0.00	0.00	0.00	0.00	0.00	0.00	0.00	0.00	0.00	0.00
<b>Additional inventory parameters for transparency</b>												
CCE	kg CO <sub>2</sub> eq.	138.34	162.75	146.47	130.20	113.92	97.65	142.03	127.82	113.62	99.42	85.22

**Table 12. LCA Results 35 MPa concrete without air**

Unit	Baseline 35 MPa concrete without air GU 15 FA	35 MPa concrete without air GU	35 MPa concrete without air GU 10 FA	35 MPa concrete without air GU 20 FA	35 MPa concrete without air GU 30 FA	35 MPa concrete without air GU 40 FA	35 MPa concrete without air GUL	35 MPa concrete without air GUL 10 FA	35 MPa concrete without air GUL 20 FA	35 MPa concrete without air GUL 30 FA	35 MPa concrete without air GUL 40 FA	
<b>Environmental impacts</b>												
GWP	kg CO <sub>2</sub> eq.	358.43	407.87	375.24	341.63	309.00	275.39	371.28	341.82	312.36	282.90	253.44
ODP	kg CFC-11 eq.	8.10E-06	9.39E-06	8.54E-06	7.66E-06	6.81E-06	5.94E-06	8.84E-06	8.03E-06	7.22E-06	6.41E-06	5.60E-06
EP	kg N eq.	0.53	0.59	0.55	0.51	0.47	0.42	0.57	0.53	0.49	0.45	0.41
AP	kg SO <sub>2</sub> eq.	2.04	2.26	2.12	1.97	1.82	1.68	2.12	1.99	1.86	1.72	1.59
POCP	kg O <sub>3</sub> eq.	39.66	43.36	40.92	38.40	35.96	33.43	40.72	38.51	36.29	34.07	31.85
<b>Use of primary resources</b>												
RPR <sub>F</sub>	MJ, NCV	124.57	142.18	130.54	118.59	106.95	95.00	127.12	116.83	106.54	96.25	85.96
RPR <sub>M</sub>	MJ, NCV	0.00	0.00	0.00	0.00	0.00	0.00	0.00	0.00	0.00	0.00	0.00
NRPR <sub>F</sub>	MJ, NCV	2662.36	2924.83	2751.76	2572.96	2399.89	2221.08	2751.87	2593.23	2434.59	2275.95	2117.31
NRPR <sub>M</sub>	MJ, NCV	0.00	0.00	0.00	0.00	0.00	0.00	0.00	0.00	0.00	0.00	0.00
<b>Use of secondary resources</b>												
SM	kg	0.00	0.00	0.00	0.00	0.00	0.00	0.00	0.00	0.00	0.00	0.00
RSF	MJ, NCV	0.00	0.00	0.00	0.00	0.00	0.00	0.00	0.00	0.00	0.00	0.00
NRSF	MJ, NCV	63.35	74.47	67.12	59.58	52.23	44.68	68.51	61.66	54.81	47.96	41.11
RE	MJ, NCV	0.00	0.00	0.00	0.00	0.00	0.00	0.00	0.00	0.00	0.00	0.00
<b>Abiotic depletion potential</b>												
ADP <sub>f</sub>	MJ, LHV	1769.29	1889.54	1810.40	1728.19	1649.04	1566.83	1773.05	1704.02	1634.99	1565.96	1496.93
ADP <sub>e</sub>	kg Sb	1.57E-04	1.63E-04	1.59E-04	1.55E-04	1.51E-04	1.47E-04	1.61E-04	1.57E-04	1.53E-04	1.49E-04	1.46E-04
<b>Consumption of freshwater resources</b>												
FW	m <sup>3</sup>	2.14	2.20	2.16	2.11	2.07	2.03	2.15	2.11	2.07	2.03	2.00
<b>Waste and output flows</b>												
HWD	kg	0.02	0.02	0.02	0.02	0.02	0.02	0.02	0.02	0.02	0.02	0.02
NHWD	kg	0.14	0.16	0.15	0.14	0.12	0.11	0.15	0.14	0.13	0.12	0.10
HLRW	m <sup>3</sup>	1.39E-09	1.39E-09	1.39E-09	1.39E-09	1.39E-09	1.39E-09	1.39E-09	1.39E-09	1.39E-09	1.39E-09	1.39E-09
ILLRW	m <sup>3</sup>	5.70E-08	5.70E-08	5.70E-08	5.70E-08	5.70E-08	5.70E-08	5.70E-08	5.70E-08	5.70E-08	5.70E-08	5.70E-08
CRU	kg	0.00	0.00	0.00	0.00	0.00	0.00	0.00	0.00	0.00	0.00	0.00
MR	kg	0.00	0.00	0.00	0.00	0.00	0.00	0.00	0.00	0.00	0.00	0.00
MER	kg	0.00	0.00	0.00	0.00	0.00	0.00	0.00	0.00	0.00	0.00	0.00
EE	kg	0.00	0.00	0.00	0.00	0.00	0.00	0.00	0.00	0.00	0.00	0.00
<b>Additional inventory parameters for transparency</b>												
CCE	kg CO <sub>2</sub> eq.	148.63	174.72	157.48	139.77	122.54	104.83	152.47	137.22	121.98	106.73	91.48

**Table 13. LCA Results 35 MPa concrete with air & 0.40 w/cm (C-1)**

Unit	Baseline 35 MPa concrete with air & 0.40 w/cm (C-1) GU 15 FA	35 MPa concrete with air & 0.40 w/cm (C-1) GU	35 MPa concrete with air & 0.40 w/cm (C-1) GU 10 FA	35 MPa concrete with air & 0.40 w/cm (C-1) GU 20 FA	35 MPa concrete with air & 0.40 w/cm (C-1) GU 30 FA	35 MPa concrete with air & 0.40 w/cm (C-1) GU 40 FA	35 MPa concrete with air & 0.40 w/cm (C-1) GUL	35 MPa concrete with air & 0.40 w/cm (C-1) GUL 10 FA	35 MPa concrete with air & 0.40 w/cm (C-1) GUL 20 FA	35 MPa concrete with air & 0.40 w/cm (C-1) GUL 30 FA	35 MPa concrete with air & 0.40 w/cm (C-1) GUL 40 FA	
<b>Environmental impacts</b>												
GWP	kg CO <sub>2</sub> eq.	417.21	476.18	437.19	397.24	358.25	318.29	432.57	397.46	362.35	327.24	292.13
ODP	kg CFC-11 eq.	9.49E-06	1.10E-05	1.00E-05	8.97E-06	7.95E-06	6.91E-06	1.04E-05	9.41E-06	8.45E-06	7.48E-06	6.52E-06
EP	kg N eq.	0.60	0.68	0.63	0.58	0.53	0.48	0.65	0.60	0.55	0.51	0.46
AP	kg SO <sub>2</sub> eq.	2.33	2.59	2.42	2.24	2.07	1.89	2.42	2.26	2.11	1.95	1.79
POCP	kg O <sub>3</sub> eq.	45.01	49.42	46.51	43.51	40.60	37.59	46.28	43.64	41.00	38.35	35.71
<b>Use of primary resources</b>												
RPR <sub>E</sub>	MJ, NCV	146.19	167.19	153.30	139.08	125.18	110.96	149.24	136.98	124.72	112.45	100.19
RPR <sub>M</sub>	MJ, NCV	0.00	0.00	0.00	0.00	0.00	0.00	0.00	0.00	0.00	0.00	0.00
NRPR <sub>E</sub>	MJ, NCV	3027.78	3340.86	3134.05	2921.51	2714.70	2502.15	3134.73	2945.67	2756.60	2567.54	2378.48
NRPR <sub>M</sub>	MJ, NCV	0.00	0.00	0.00	0.00	0.00	0.00	0.00	0.00	0.00	0.00	0.00
<b>Use of secondary resources</b>												
SM	kg	0.00	0.00	0.00	0.00	0.00	0.00	0.00	0.00	0.00	0.00	0.00
RSF	MJ, NCV	0.00	0.00	0.00	0.00	0.00	0.00	0.00	0.00	0.00	0.00	0.00
NRSF	MJ, NCV	75.49	88.75	79.98	71.00	62.23	53.25	81.65	73.49	65.32	57.16	48.99
RE	MJ, NCV	0.00	0.00	0.00	0.00	0.00	0.00	0.00	0.00	0.00	0.00	0.00
<b>Abiotic depletion potential</b>												
ADP <sub>f</sub>	MJ, LHV	1974.71	2118.17	2023.55	1925.87	1831.25	1733.57	1979.34	1897.07	1814.80	1732.53	1650.26
ADP <sub>e</sub>	kg Sb	1.80E-04	1.87E-04	1.83E-04	1.78E-04	1.73E-04	1.68E-04	1.85E-04	1.80E-04	1.76E-04	1.71E-04	1.67E-04
<b>Consumption of freshwater resources</b>												
FW	m <sup>3</sup>	2.16	2.24	2.18	2.13	2.08	2.03	2.17	2.13	2.08	2.04	1.99
<b>Waste and output flows</b>												
HWD	kg	0.02	0.02	0.02	0.02	0.02	0.02	0.02	0.02	0.02	0.02	0.02
NHWD	kg	0.16	0.18	0.17	0.15	0.14	0.12	0.17	0.16	0.14	0.13	0.12
HLRW	m <sup>3</sup>	1.37E-09	1.37E-09	1.37E-09	1.37E-09	1.37E-09	1.37E-09	1.37E-09	1.37E-09	1.37E-09	1.37E-09	1.37E-09
ILLRW	m <sup>3</sup>	5.45E-08	5.45E-08	5.45E-08	5.45E-08	5.45E-08	5.45E-08	5.45E-08	5.45E-08	5.45E-08	5.45E-08	5.45E-08
CRU	kg	0.00	0.00	0.00	0.00	0.00	0.00	0.00	0.00	0.00	0.00	0.00
MR	kg	0.00	0.00	0.00	0.00	0.00	0.00	0.00	0.00	0.00	0.00	0.00
MER	kg	0.00	0.00	0.00	0.00	0.00	0.00	0.00	0.00	0.00	0.00	0.00
EE	kg	0.00	0.00	0.00	0.00	0.00	0.00	0.00	0.00	0.00	0.00	0.00
<b>Additional inventory parameters for transparency</b>												
CCE	kg CO <sub>2</sub> eq.	177.11	208.22	187.64	166.58	145.99	124.93	181.71	163.54	145.37	127.20	109.03



**Table 14. LCA Results 40 MPa concrete without air**

Unit	Baseline 40 MPa concrete without air GU 15 FA	40 MPa concrete without air GU	40 MPa concrete without air GU 10 FA	40 MPa concrete without air GU 20 FA	40 MPa concrete without air GU 30 FA	40 MPa concrete without air GU 40 FA	40 MPa concrete without air GUL	40 MPa concrete without air GUL 10 FA	40 MPa concrete without air GUL 20 FA	40 MPa concrete without air GUL 30 FA	40 MPa concrete without air GUL 40 FA	
<b>Environmental impacts</b>												
GWP	kg CO <sub>2</sub> eq.	414.04	472.57	433.55	394.53	355.52	316.50	429.46	394.76	360.05	325.34	290.64
ODP	kg CFC-11 eq.	9.38E-06	1.09E-05	9.89E-06	8.88E-06	7.86E-06	6.84E-06	1.03E-05	9.31E-06	8.35E-06	7.40E-06	6.45E-06
EP	kg N eq.	0.60	0.67	0.62	0.57	0.52	0.47	0.64	0.59	0.55	0.50	0.45
AP	kg SO <sub>2</sub> eq.	2.32	2.57	2.40	2.23	2.06	1.89	2.41	2.25	2.10	1.94	1.79
POCP	kg O <sub>3</sub> eq.	44.79	49.18	46.26	43.33	40.41	37.49	46.08	43.46	40.85	38.24	35.63
<b>Use of primary resources</b>												
RPR <sub>F</sub>	MJ, NCV	147.95	168.79	154.89	141.00	127.10	113.20	151.05	138.92	126.80	114.68	102.56
RPR <sub>M</sub>	MJ, NCV	0.00	0.00	0.00	0.00	0.00	0.00	0.00	0.00	0.00	0.00	0.00
NRPR <sub>F</sub>	MJ, NCV	3030.89	3341.79	3134.53	2927.26	2720.00	2512.73	3138.03	2951.14	2764.25	2577.36	2390.47
NRPR <sub>M</sub>	MJ, NCV	0.00	0.00	0.00	0.00	0.00	0.00	0.00	0.00	0.00	0.00	0.00
<b>Use of secondary resources</b>												
SM	kg	0.00	0.00	0.00	0.00	0.00	0.00	0.00	0.00	0.00	0.00	0.00
RSF	MJ, NCV	0.00	0.00	0.00	0.00	0.00	0.00	0.00	0.00	0.00	0.00	0.00
NRSF	MJ, NCV	74.57	87.73	78.96	70.19	61.41	52.64	80.71	72.64	64.57	56.50	48.43
RE	MJ, NCV	0.00	0.00	0.00	0.00	0.00	0.00	0.00	0.00	0.00	0.00	0.00
<b>Abiotic depletion potential</b>												
ADP <sub>f</sub>	MJ, LHV	1988.33	2130.90	2035.86	1940.81	1845.76	1750.72	1993.66	1912.34	1831.02	1749.70	1668.37
ADP <sub>e</sub>	kg Sb	2.19E-04	2.26E-04	2.22E-04	2.17E-04	2.12E-04	2.07E-04	2.24E-04	2.19E-04	2.15E-04	2.10E-04	2.06E-04
<b>Consumption of freshwater resources</b>												
FW	m <sup>3</sup>	2.21	2.28	2.23	2.18	2.13	2.08	2.22	2.18	2.13	2.09	2.04
<b>Waste and output flows</b>												
HWD	kg	0.02	0.02	0.02	0.02	0.02	0.02	0.02	0.02	0.02	0.02	0.02
NHWD	kg	0.16	0.18	0.17	0.15	0.14	0.12	0.17	0.16	0.14	0.13	0.12
HLRW	m <sup>3</sup>	1.35E-09	1.35E-09	1.35E-09	1.35E-09	1.35E-09	1.35E-09	1.35E-09	1.35E-09	1.35E-09	1.35E-09	1.35E-09
ILLRW	m <sup>3</sup>	5.52E-08	5.52E-08	5.52E-08	5.52E-08	5.52E-08	5.52E-08	5.52E-08	5.52E-08	5.52E-08	5.52E-08	5.52E-08
CRU	kg	0.00	0.00	0.00	0.00	0.00	0.00	0.00	0.00	0.00	0.00	0.00
MR	kg	0.00	0.00	0.00	0.00	0.00	0.00	0.00	0.00	0.00	0.00	0.00
MER	kg	0.00	0.00	0.00	0.00	0.00	0.00	0.00	0.00	0.00	0.00	0.00
EE	kg	0.00	0.00	0.00	0.00	0.00	0.00	0.00	0.00	0.00	0.00	0.00
<b>Additional inventory parameters for transparency</b>												
CCE	kg CO <sub>2</sub> eq.	174.95	205.83	185.25	164.66	144.08	123.50	179.62	161.66	143.70	125.74	107.77

**Table15. LCA Results 40 MPa concrete with air**

Unit		Baseline 40 MPa concrete with air GU 15 FA	40 MPa concrete with air GU	40 MPa concrete with air GU 10 FA	40 MPa concrete with air GU 20 FA	40 MPa concrete with air GU 30 FA	40 MPa concrete with air GU 40 FA	40 MPa concrete with air GUL	40 MPa concrete with air GUL 10 FA	40 MPa concrete with air GUL 20 FA	40 MPa concrete with air GUL 30 FA	40 MPa concrete with air GUL 40 FA
<b>Environmental impacts</b>												
GWP	kg CO <sub>2</sub> eq.	441.57	504.62	462.91	420.23	378.52	335.84	458.01	420.47	382.94	345.41	307.88
ODP	kg CFC-11 eq.	1.01E-05	1.17E-05	1.06E-05	9.53E-06	8.44E-06	7.33E-06	1.10E-05	1.00E-05	8.97E-06	7.93E-06	6.90E-06
EP	kg N eq.	0.63	0.71	0.66	0.60	0.55	0.50	0.68	0.63	0.58	0.53	0.48
AP	kg SO <sub>2</sub> eq.	2.45	2.72	2.54	2.35	2.17	1.98	2.54	2.38	2.21	2.04	1.87
POCP	kg O <sub>3</sub> eq.	47.24	51.96	48.84	45.64	42.52	39.32	48.60	45.78	42.95	40.13	37.30
<b>Use of primary resources</b>												
RPR <sub>F</sub>	MJ, NCV	153.67	176.13	161.26	146.08	131.21	116.02	156.94	143.83	130.72	117.62	104.51
RPR <sub>M</sub>	MJ, NCV	0.00	0.00	0.00	0.00	0.00	0.00	0.00	0.00	0.00	0.00	0.00
NRPR <sub>F</sub>	MJ, NCV	3166.74	3501.51	3280.24	3053.24	2831.97	2604.97	3281.17	3079.07	2876.96	2674.86	2472.76
NRPR <sub>M</sub>	MJ, NCV	0.00	0.00	0.00	0.00	0.00	0.00	0.00	0.00	0.00	0.00	0.00
<b>Use of secondary resources</b>												
SM	kg	0.00	0.00	0.00	0.00	0.00	0.00	0.00	0.00	0.00	0.00	0.00
RSF	MJ, NCV	0.00	0.00	0.00	0.00	0.00	0.00	0.00	0.00	0.00	0.00	0.00
NRSF	MJ, NCV	80.69	94.87	85.49	75.90	66.51	56.92	87.28	78.55	69.83	61.10	52.37
RE	MJ, NCV	0.00	0.00	0.00	0.00	0.00	0.00	0.00	0.00	0.00	0.00	0.00
<b>Abiotic depletion potential</b>												
ADPF	MJ, LHV	2046.21	2199.62	2098.37	1994.05	1892.81	1788.49	2051.21	1963.27	1875.32	1787.38	1699.44
ADPe	kg Sb	1.73E-04	1.81E-04	1.76E-04	1.70E-04	1.65E-04	1.60E-04	1.78E-04	1.73E-04	1.68E-04	1.63E-04	1.59E-04
<b>Consumption of freshwater resources</b>												
FW	m <sup>3</sup>	2.16	2.24	2.19	2.13	2.08	2.02	2.18	2.13	2.08	2.03	1.98
<b>Waste and output flows</b>												
HWD	kg	0.02	0.02	0.02	0.02	0.02	0.02	0.02	0.02	0.02	0.02	0.02
NHWD	kg	0.17	0.19	0.18	0.16	0.15	0.13	0.18	0.17	0.15	0.14	0.12
HLRW	m <sup>3</sup>	1.36E-09	1.36E-09	1.36E-09	1.36E-09	1.36E-09	1.36E-09	1.36E-09	1.36E-09	1.36E-09	1.36E-09	1.36E-09
ILLRW	m <sup>3</sup>	5.30E-08	5.30E-08	5.30E-08	5.30E-08	5.30E-08	5.30E-08	5.30E-08	5.30E-08	5.30E-08	5.30E-08	5.30E-08
CRU	kg	0.00	0.00	0.00	0.00	0.00	0.00	0.00	0.00	0.00	0.00	0.00
MR	kg	0.00	0.00	0.00	0.00	0.00	0.00	0.00	0.00	0.00	0.00	0.00
MER	kg	0.00	0.00	0.00	0.00	0.00	0.00	0.00	0.00	0.00	0.00	0.00
EE	kg	0.00	0.00	0.00	0.00	0.00	0.00	0.00	0.00	0.00	0.00	0.00
<b>Additional inventory parameters for transparency</b>												
CCE	kg CO <sub>2</sub> eq.	189.31	222.58	200.56	178.07	156.05	133.55	194.24	174.82	155.39	135.97	116.55

**Table 16. LCA Results 45 MPa concrete without air**

Unit	Baseline 45 MPa concrete without air GU 15 FA	45 MPa concrete without air GU	45 MPa concrete without air GU 10 FA	45 MPa concrete without air GU 20 FA	45 MPa concrete without air GI 30 FA	45 MPa concrete without air GU 40 FA	45 MPa concrete without air GUL	45 MPa concrete without air GUL 10 FA	45 MPa concrete without air GUL 20 FA	45 MPa concrete without air GUL 30 FA	45 MPa concrete without air GUL 40 FA	
<b>Environmental impacts</b>												
GWP	kg CO <sub>2</sub> eq.	458.41	524.18	480.65	436.16	392.64	348.14	475.56	436.41	397.27	358.12	318.97
ODP	kg CFC-11 eq.	1.05E-05	1.22E-05	1.11E-05	9.94E-06	8.80E-06	7.64E-06	1.15E-05	1.04E-05	9.35E-06	8.27E-06	7.20E-06
EP	kg N eq.	0.66	0.74	0.69	0.63	0.57	0.52	0.71	0.66	0.60	0.55	0.50
AP	kg SO <sub>2</sub> eq.	2.53	2.82	2.63	2.44	2.25	2.05	2.64	2.46	2.29	2.11	1.94
POCP	kg O <sub>3</sub> eq.	49.11	54.04	50.78	47.44	44.19	40.85	50.54	47.59	44.64	41.70	38.75
<b>Use of primary resources</b>												
RPR <sub>F</sub>	MJ, NCV	152.83	176.26	160.75	144.91	129.40	113.56	156.25	142.57	128.90	115.23	101.56
RPR <sub>M</sub>	MJ, NCV	0.00	0.00	0.00	0.00	0.00	0.00	0.00	0.00	0.00	0.00	0.00
NRPR <sub>F</sub>	MJ, NCV	3246.71	3595.94	3365.03	3128.39	2897.48	2660.83	3366.12	3155.33	2944.53	2733.74	2522.94
NRPR <sub>M</sub>	MJ, NCV	0.00	0.00	0.00	0.00	0.00	0.00	0.00	0.00	0.00	0.00	0.00
<b>Use of secondary resources</b>												
SM	kg	0.00	0.00	0.00	0.00	0.00	0.00	0.00	0.00	0.00	0.00	0.00
RSF	MJ, NCV	0.00	0.00	0.00	0.00	0.00	0.00	0.00	0.00	0.00	0.00	0.00
NRSF	MJ, NCV	84.16	98.95	89.16	79.16	69.37	59.37	91.04	81.93	72.83	63.73	54.62
RE	MJ, NCV	0.00	0.00	0.00	0.00	0.00	0.00	0.00	0.00	0.00	0.00	0.00
<b>Abiotic depletion potential</b>												
ADP <sub>f</sub>	MJ, LHV	2081.50	2241.54	2135.87	2027.14	1921.47	1812.73	2086.75	1995.02	1903.30	1811.58	1719.85
ADP <sub>e</sub>	kg Sb	9.53E-05	1.03E-04	9.80E-05	9.26E-05	8.74E-05	8.20E-05	1.01E-04	9.55E-05	9.05E-05	8.54E-05	8.04E-05
<b>Consumption of freshwater resources</b>												
FW	m <sup>3</sup>	2.20	2.28	2.23	2.17	2.11	2.05	2.21	2.16	2.11	2.06	2.01
<b>Waste and output flows</b>												
HWD	kg	0.02	0.02	0.02	0.02	0.02	0.02	0.02	0.02	0.02	0.02	0.02
NHWD	kg	0.18	0.20	0.19	0.17	0.15	0.13	0.19	0.17	0.16	0.14	0.13
HLRW	m <sup>3</sup>	1.41E-09	1.41E-09	1.41E-09	1.41E-09	1.41E-09	1.41E-09	1.41E-09	1.41E-09	1.41E-09	1.41E-09	1.41E-09
ILLRW	m <sup>3</sup>	5.58E-08	5.58E-08	5.58E-08	5.58E-08	5.58E-08	5.58E-08	5.58E-08	5.58E-08	5.58E-08	5.58E-08	5.58E-08
CRU	kg	0.00	0.00	0.00	0.00	0.00	0.00	0.00	0.00	0.00	0.00	0.00
MR	kg	0.00	0.00	0.00	0.00	0.00	0.00	0.00	0.00	0.00	0.00	0.00
MER	kg	0.00	0.00	0.00	0.00	0.00	0.00	0.00	0.00	0.00	0.00	0.00
EE	kg	0.00	0.00	0.00	0.00	0.00	0.00	0.00	0.00	0.00	0.00	0.00
<b>Additional inventory parameters for transparency</b>												
CCE	kg CO <sub>2</sub> eq.	197.45	232.16	209.18	185.72	162.75	139.29	202.60	182.34	162.08	141.82	121.56

**Table 17. LCAResults45 MPa concrete withair**

Unit		Baseline 45 MPa concrete with air GU 15 FA	45 MPa concrete with air GU	45 MPa concrete with air GU 10 FA	45 MPa concrete with air GU 20 FA	45 MPa concrete with air GU 30 FA	45 MPa concrete with air GU 40 FA	45 MPa concrete with air GUL	45 MPa concrete with air GUL 10 FA	45 MPa concrete with air GUL 20 FA	45 MPa concrete with air GUL 30 FA	45 MPa concrete with air GUL 40 FA
<b>Environmental impacts</b>												
GWP	kg CO <sub>2</sub> eq.	473.78	541.83	496.47	451.10	405.73	360.36	491.71	451.36	411.00	370.64	330.28
ODP	kg CFC-11 eq.	1.08E-05	1.26E-05	1.14E-05	1.02E-05	9.02E-06	7.84E-06	1.18E-05	1.07E-05	9.60E-06	8.49E-06	7.39E-06
EP	kg N eq.	0.68	0.76	0.71	0.65	0.59	0.53	0.73	0.68	0.62	0.57	0.51
AP	kg SO <sub>2</sub> eq.	2.59	2.89	2.69	2.50	2.30	2.10	2.70	2.52	2.34	2.16	1.98
POCP	kg O <sub>3</sub> eq.	50.10	55.19	51.79	48.40	45.00	41.60	51.59	48.55	45.51	42.47	39.43
<b>Use of primary resources</b>												
RPR <sub>F</sub>	MJ, NCV	160.11	184.35	168.19	152.03	135.87	119.71	163.71	149.62	135.52	121.43	107.33
RPR <sub>M</sub>	MJ, NCV	0.00	0.00	0.00	0.00	0.00	0.00	0.00	0.00	0.00	0.00	0.00
NRPR <sub>F</sub>	MJ, NCV	3375.52	3737.03	3496.02	3255.01	3014.01	2773.00	3500.10	3282.78	3065.47	2848.16	2630.84
NRPR <sub>M</sub>	MJ, NCV	0.00	0.00	0.00	0.00	0.00	0.00	0.00	0.00	0.00	0.00	0.00
<b>Use of secondary resources</b>												
SM	kg	0.00	0.00	0.00	0.00	0.00	0.00	0.00	0.00	0.00	0.00	0.00
RSF	MJ, NCV	0.00	0.00	0.00	0.00	0.00	0.00	0.00	0.00	0.00	0.00	0.00
NRSF	MJ, NCV	86.71	102.01	91.81	81.61	71.41	61.21	93.85	84.47	75.08	65.70	56.31
RE	MJ, NCV	0.00	0.00	0.00	0.00	0.00	0.00	0.00	0.00	0.00	0.00	0.00
<b>Abiotic depletion potential</b>												
ADP <sub>f</sub>	MJ, LHV	2172.76	2338.53	2228.02	2117.50	2006.98	1896.46	2178.95	2084.39	1989.83	1895.27	1800.71
ADP <sub>e</sub>	kg Sb	9.95E-05	1.08E-04	1.02E-04	9.67E-05	9.12E-05	8.58E-05	1.05E-04	9.97E-05	9.45E-05	8.93E-05	8.41E-05
<b>Consumption of freshwater resources</b>												
FW	m <sup>3</sup>	2.17	2.25	2.20	2.14	2.08	2.02	2.18	2.13	2.08	2.03	1.98
<b>Waste and output flows</b>												
HWD	kg	0.02	0.02	0.02	0.02	0.02	0.02	0.02	0.02	0.02	0.02	0.02
NHWD	kg	0.18	0.21	0.19	0.17	0.16	0.14	0.19	0.18	0.16	0.15	0.13
HLRW	m <sup>3</sup>	1.41E-09	1.41E-09	1.41E-09	1.41E-09	1.41E-09	1.41E-09	1.41E-09	1.41E-09	1.41E-09	1.41E-09	1.41E-09
ILLRW	m <sup>3</sup>	5.37E-08	5.37E-08	5.37E-08	5.37E-08	5.37E-08	5.37E-08	5.37E-08	5.37E-08	5.37E-08	5.37E-08	5.37E-08
CRU	kg	0.00	0.00	0.00	0.00	0.00	0.00	0.00	0.00	0.00	0.00	0.00
MR	kg	0.00	0.00	0.00	0.00	0.00	0.00	0.00	0.00	0.00	0.00	0.00
MER	kg	0.00	0.00	0.00	0.00	0.00	0.00	0.00	0.00	0.00	0.00	0.00
EE	kg	0.00	0.00	0.00	0.00	0.00	0.00	0.00	0.00	0.00	0.00	0.00
<b>Additional inventory parameters for transparency</b>												
CCE	kg CO <sub>2</sub> eq.	203.44	239.34	215.40	191.47	167.54	143.60	208.86	187.98	167.09	146.20	125.32



**Table 18. LCAResults30 MPa concrete without air SCC**

Unit		Baseline 30 MPa concrete without air SCC GU 15 FA	30 MPa concrete without air SCC GU	30 MPa concrete without air SCC GU 10 FA	30 MPa concrete without air SCC GU 20 FA	30 MPa concrete without air SCC GU 30 FA	30 MPa concrete without air SCC GU 40 FA	30 MPa concrete without air SCC GUL	30 MPa concrete without air SCC GUL 10 FA	30 MPa concrete without air SCC GUL 20 FA	30 MPa concrete without air SCC GUL 30 FA	30 MPa concrete without air SCC GUL 40 FA
<b>Environmental impacts</b>												
GWP	kg CO <sub>2</sub> eq.	375.54	427.70	393.25	357.83	323.38	287.96	389.11	358.03	326.96	295.88	264.81
ODP	kg CFC-11 eq.	8.51E-06	9.87E-06	8.97E-06	8.05E-06	7.15E-06	6.22E-06	9.28E-06	8.43E-06	7.58E-06	6.73E-06	5.87E-06
EP	kg N eq.	0.56	0.62	0.58	0.53	0.49	0.44	0.60	0.55	0.51	0.47	0.43
AP	kg SO <sub>2</sub> eq.	2.12	2.35	2.20	2.04	1.89	1.73	2.20	2.06	1.92	1.78	1.64
POCP	kg O <sub>3</sub> eq.	41.04	44.95	42.37	39.71	37.14	34.48	42.17	39.83	37.49	35.15	32.81
<b>Use of primary resources</b>												
RPR <sub>F</sub>	MJ, NCV	130.61	149.20	136.92	124.31	112.03	99.43	133.31	122.46	111.60	100.75	89.90
RPR <sub>M</sub>	MJ, NCV	0.00	0.00	0.00	0.00	0.00	0.00	0.00	0.00	0.00	0.00	0.00
NRPR <sub>F</sub>	MJ, NCV	2768.08	3045.01	2862.30	2673.85	2491.14	2302.70	2862.57	2695.24	2527.91	2360.57	2193.24
NRPR <sub>M</sub>	MJ, NCV	0.00	0.00	0.00	0.00	0.00	0.00	0.00	0.00	0.00	0.00	0.00
<b>Use of secondary resources</b>												
SM	kg	0.00	0.00	0.00	0.00	0.00	0.00	0.00	0.00	0.00	0.00	0.00
RSF	MJ, NCV	0.00	0.00	0.00	0.00	0.00	0.00	0.00	0.00	0.00	0.00	0.00
NRSF	MJ, NCV	66.82	78.55	70.80	62.84	55.09	47.13	72.27	65.04	57.81	50.59	43.36
RE	MJ, NCV	0.00	0.00	0.00	0.00	0.00	0.00	0.00	0.00	0.00	0.00	0.00
<b>Abiotic depletion potential</b>												
ADP <sub>f</sub>	MJ, LHV	1828.80	1955.68	1872.12	1785.48	1701.92	1615.28	1832.80	1759.99	1687.18	1614.37	1541.56
ADP <sub>e</sub>	kg Sb	1.53E-04	1.60E-04	1.55E-04	1.51E-04	1.47E-04	1.43E-04	1.57E-04	1.53E-04	1.49E-04	1.45E-04	1.41E-04
<b>Consumption of freshwater resources</b>												
FW	m <sup>3</sup>	2.10	2.17	2.12	2.08	2.03	1.99	2.11	2.07	2.03	1.99	1.95
<b>Waste and output flows</b>												
HWD	kg	0.02	0.02	0.02	0.02	0.02	0.02	0.02	0.02	0.02	0.02	0.02
NHWD	kg	0.15	0.17	0.15	0.14	0.13	0.11	0.16	0.14	0.13	0.12	0.11
HLRW	m <sup>3</sup>	1.42E-09	1.42E-09	1.42E-09	1.42E-09	1.42E-09	1.42E-09	1.42E-09	1.42E-09	1.42E-09	1.42E-09	1.42E-09
ILLRW	m <sup>3</sup>	5.60E-08	5.60E-08	5.60E-08	5.60E-08	5.60E-08	5.60E-08	5.60E-08	5.60E-08	5.60E-08	5.60E-08	5.60E-08
CRU	kg	0.00	0.00	0.00	0.00	0.00	0.00	0.00	0.00	0.00	0.00	0.00
MR	kg	0.00	0.00	0.00	0.00	0.00	0.00	0.00	0.00	0.00	0.00	0.00
MER	kg	0.00	0.00	0.00	0.00	0.00	0.00	0.00	0.00	0.00	0.00	0.00
EE	kg	0.00	0.00	0.00	0.00	0.00	0.00	0.00	0.00	0.00	0.00	0.00
<b>Additional inventory parameters for transparency</b>												
CCE	kg CO <sub>2</sub> eq.	156.76	184.29	166.10	147.43	129.24	110.57	160.83	144.74	128.66	112.58	96.50

**Table 19. LCA Results 35 MPa concrete with air & 0.40 w/cm (C-1) SCC**

Unit		Baseline 35 MPa concrete with air & 0.40 w/cm (C-1) SCC GU 15 FA	35 MPa concrete with air & 0.40 w/cm (C-1) SCC GU	35 MPa concrete with air & 0.40 w/cm (C-1) SCC GU 10 FA	35 MPa concrete with air & 0.40 w/cm (C-1) SCC GU 20 FA	35 MPa concrete with air & 0.40 w/cm (C-1) SCC GU 30 FA	35 MPa concrete with air & 0.40 w/cm (C-1) SCC GU 40 FA	35 MPa concrete with air & 0.40 w/cm (C-1) SCC GUL	35 MPa concrete with air & 0.40 w/cm (C-1) SCC GUL 10 FA	35 MPa concrete with air & 0.40 w/cm (C-1) SCC GUL 20 FA	35 MPa concrete with air & 0.40 w/cm (C-1) SCC GUL 30 FA	35 MPa concrete with air & 0.40 w/cm (C-1) SCC GUL 40 FA
<b>Environmental impacts</b>												
GWP	kg CO <sub>2</sub> eq.	453.73	519.06	475.51	431.95	388.40	344.84	470.95	432.20	393.46	354.72	315.97
ODP	kg CFC-11 eq.	1.04E-05	1.21E-05	1.10E-05	9.84E-06	8.70E-06	7.56E-06	1.14E-05	1.03E-05	9.25E-06	8.19E-06	7.13E-06
EP	kg N eq.	0.65	0.73	0.68	0.62	0.57	0.51	0.70	0.65	0.60	0.55	0.49
AP	kg SO <sub>2</sub> eq.	2.51	2.80	2.61	2.42	2.22	2.03	2.61	2.44	2.27	2.10	1.92
POCP	kg O <sub>3</sub> eq.	48.54	53.44	50.17	46.91	43.65	40.39	49.97	47.06	44.14	41.22	38.31
<b>Use of primary resources</b>												
RPR <sub>F</sub>	MJ, NCV	156.88	180.15	164.63	149.12	133.61	118.10	160.34	146.81	133.28	119.74	106.21
RPR <sub>M</sub>	MJ, NCV	0.00	0.00	0.00	0.00	0.00	0.00	0.00	0.00	0.00	0.00	0.00
NRPR <sub>F</sub>	MJ, NCV	3233.74	3580.79	3349.42	3118.06	2886.69	2655.32	3353.34	3144.72	2936.09	2727.47	2518.85
NRPR <sub>M</sub>	MJ, NCV	0.00	0.00	0.00	0.00	0.00	0.00	0.00	0.00	0.00	0.00	0.00
<b>Use of secondary resources</b>												
SM	kg	0.00	0.00	0.00	0.00	0.00	0.00	0.00	0.00	0.00	0.00	0.00
RSF	MJ, NCV	0.00	0.00	0.00	0.00	0.00	0.00	0.00	0.00	0.00	0.00	0.00
NRSF	MJ, NCV	83.24	97.93	88.14	78.35	68.55	58.76	90.10	81.09	72.08	63.07	54.06
RE	MJ, NCV	0.00	0.00	0.00	0.00	0.00	0.00	0.00	0.00	0.00	0.00	0.00
<b>Abiotic depletion potential</b>												
ADPF	MJ, LHV	2080.12	2239.26	2133.16	2027.07	1920.97	1814.87	2086.06	1995.29	1904.51	1813.73	1722.95
ADPe	kg Sb	1.68E-04	1.76E-04	1.71E-04	1.65E-04	1.60E-04	1.55E-04	1.73E-04	1.68E-04	1.63E-04	1.58E-04	1.53E-04
<b>Consumption of freshwater resources</b>												
FW	m <sup>3</sup>	2.18	2.26	2.21	2.15	2.09	2.04	2.19	2.14	2.09	2.04	1.99
<b>Waste and output flows</b>												
HWD	kg	0.02	0.02	0.02	0.02	0.02	0.02	0.02	0.02	0.02	0.02	0.02
NHWD	kg	0.18	0.20	0.18	0.17	0.15	0.13	0.19	0.17	0.16	0.14	0.13
HLRW	m <sup>3</sup>	1.41E-09	1.41E-09	1.41E-09	1.41E-09	1.41E-09	1.41E-09	1.41E-09	1.41E-09	1.41E-09	1.41E-09	1.41E-09
ILLRW	m <sup>3</sup>	5.50E-08	5.50E-08	5.50E-08	5.50E-08	5.50E-08	5.50E-08	5.50E-08	5.50E-08	5.50E-08	5.50E-08	5.50E-08
CRU	kg	0.00	0.00	0.00	0.00	0.00	0.00	0.00	0.00	0.00	0.00	0.00
MR	kg	0.00	0.00	0.00	0.00	0.00	0.00	0.00	0.00	0.00	0.00	0.00
MER	kg	0.00	0.00	0.00	0.00	0.00	0.00	0.00	0.00	0.00	0.00	0.00
EE	kg	0.00	0.00	0.00	0.00	0.00	0.00	0.00	0.00	0.00	0.00	0.00
<b>Additional inventory parameters for transparency</b>												
CCE	kg CO <sub>2</sub> eq.	195.30	229.76	206.79	183.81	160.83	137.86	200.51	180.46	160.41	140.36	120.31

**Table 20. LCA Results Sask C2**

Unit		Baseline Sask C2 GU 15 FA	Sask C2 GU	Sask C2 GU 10 FA	Sask C2 GU 20 FA	Sask C2 GU 30 FA	Sask C2 GU 40 FA	Sask C2 GUL	Sask C2 GUL 10 FA	Sask C2 GUL 20 FA	Sask C2 GUL 30 FA	Sask C2 GUL 40 FA
<b>Environmental impacts</b>												
GWP	kg CO <sub>2</sub> eq.	379.28	432.36	396.97	361.59	326.20	290.81	393.27	361.79	330.31	298.83	267.35
ODP	kg CFC-11 eq.	8.58E-06	9.97E-06	9.05E-06	8.12E-06	7.20E-06	6.28E-06	9.38E-06	8.51E-06	7.65E-06	6.79E-06	5.92E-06
EP	kg N eq.	0.56	0.62	0.58	0.53	0.49	0.44	0.60	0.55	0.51	0.47	0.43
AP	kg SO <sub>2</sub> eq.	2.14	2.37	2.21	2.06	1.90	1.75	2.22	2.08	1.94	1.80	1.66
POCP	kg O <sub>3</sub> eq.	41.42	45.39	42.74	40.09	37.44	34.79	42.58	40.21	37.84	35.47	33.10
<b>Use of primary resources</b>												
RPR <sub>F</sub>	MJ, NCV	131.77	150.68	138.08	125.47	112.87	100.26	134.59	123.59	112.60	101.60	90.61
RPR <sub>M</sub>	MJ, NCV	0.00	0.00	0.00	0.00	0.00	0.00	0.00	0.00	0.00	0.00	0.00
NRPR <sub>F</sub>	MJ, NCV	2791.61	3073.59	2885.61	2697.62	2509.63	2321.65	2888.79	2719.28	2549.78	2380.27	2210.77
NRPR <sub>M</sub>	MJ, NCV	0.00	0.00	0.00	0.00	0.00	0.00	0.00	0.00	0.00	0.00	0.00
<b>Use of secondary resources</b>												
SM	kg	0.00	0.00	0.00	0.00	0.00	0.00	0.00	0.00	0.00	0.00	0.00
RSF	MJ, NCV	0.00	0.00	0.00	0.00	0.00	0.00	0.00	0.00	0.00	0.00	0.00
NRSF	MJ, NCV	67.63	79.57	71.61	63.66	55.70	47.74	73.20	65.88	58.56	51.24	43.92
RE	MJ, NCV	0.00	0.00	0.00	0.00	0.00	0.00	0.00	0.00	0.00	0.00	0.00
<b>Abiotic depletion potential</b>												
ADPf	MJ, LHV	1841.88	1971.18	1884.98	1798.77	1712.57	1626.36	1846.71	1772.95	1699.19	1625.44	1551.68
ADPe	kg Sb	1.53E-04	1.60E-04	1.55E-04	1.51E-04	1.47E-04	1.43E-04	1.58E-04	1.53E-04	1.49E-04	1.45E-04	1.41E-04
<b>Consumption of freshwater resources</b>												
FW	m <sup>3</sup>	2.12	2.19	2.14	2.10	2.05	2.01	2.13	2.09	2.05	2.01	1.97
<b>Waste and output flows</b>												
HWD	kg	0.02	0.02	0.02	0.02	0.02	0.02	0.02	0.02	0.02	0.02	0.02
NHWD	kg	0.15	0.17	0.16	0.14	0.13	0.12	0.16	0.15	0.13	0.12	0.11
HLRW	m <sup>3</sup>	1.38E-09	1.38E-09	1.38E-09	1.38E-09	1.38E-09	1.38E-09	1.38E-09	1.38E-09	1.38E-09	1.38E-09	1.38E-09
ILLRW	m <sup>3</sup>	5.49E-08	5.49E-08	5.49E-08	5.49E-08	5.49E-08	5.49E-08	5.49E-08	5.49E-08	5.49E-08	5.49E-08	5.49E-08
CRU	kg	0.00	0.00	0.00	0.00	0.00	0.00	0.00	0.00	0.00	0.00	0.00
MR	kg	0.00	0.00	0.00	0.00	0.00	0.00	0.00	0.00	0.00	0.00	0.00
MER	kg	0.00	0.00	0.00	0.00	0.00	0.00	0.00	0.00	0.00	0.00	0.00
EE	kg	0.00	0.00	0.00	0.00	0.00	0.00	0.00	0.00	0.00	0.00	0.00
<b>Additional inventory parameters for transparency</b>												
CCE	kg CO <sub>2</sub> eq.	158.68	186.68	168.01	149.35	130.68	112.01	162.91	146.62	130.33	114.04	97.75

**Table 21. LCA Results Flowable Fill (MHI U-Fill)**

Unit		Baseline Flowable Fill (MHI U-Fill) GU 25 FA	Flowable Fill (MHI U-Fill) GU	Flowable Fill (MHI U-Fill) GU 10 FA	Flowable Fill (MHI U-Fill) GU 20 FA	Flowable Fill (MHI U-Fill) GU 30 FA	Flowable Fill (MHI U-Fill) GU 40 FA	Flowable Fill (MHI U-Fill) GUL	Flowable Fill (MHI U-Fill) GUL 10 FA	Flowable Fill (MHI U-Fill) GUL 20 FA	Flowable Fill (MHI U-Fill) GUL 30 FA	Flowable Fill (MHI U-Fill) GUL 40 FA
<b>Environmental impacts</b>												
GWP	kg CO <sub>2</sub> eq.	156.82	190.85	177.24	163.62	150.01	136.40	175.81	163.70	151.60	139.49	127.38
ODP	kg CFC-11 eq.	3.27E-06	4.16E-06	3.81E-06	3.45E-06	3.10E-06	2.74E-06	3.94E-06	3.60E-06	3.27E-06	2.94E-06	2.61E-06
EP	kg N eq.	0.26	0.30	0.29	0.27	0.25	0.23	0.29	0.28	0.26	0.24	0.23
AP	kg SO <sub>2</sub> eq.	1.02	1.17	1.11	1.05	0.99	0.93	1.11	1.05	1.00	0.95	0.89
POCP	kg O <sub>3</sub> eq.	20.17	22.72	21.70	20.68	19.66	18.64	21.64	20.73	19.81	18.90	17.99
<b>Use of primary resources</b>												
RPR <sub>F</sub>	MJ, NCV	49.45	61.57	56.73	51.88	47.03	42.18	55.38	51.15	46.93	42.70	38.47
RPR <sub>M</sub>	MJ, NCV	0.00	0.00	0.00	0.00	0.00	0.00	0.00	0.00	0.00	0.00	0.00
NRPR <sub>F</sub>	MJ, NCV	1366.62	1547.38	1475.07	1402.77	1330.47	1258.17	1476.30	1411.10	1345.91	1280.72	1215.52
NRPR <sub>M</sub>	MJ, NCV	0.00	0.00	0.00	0.00	0.00	0.00	0.00	0.00	0.00	0.00	0.00
<b>Use of secondary resources</b>												
SM	kg	0.00	0.00	0.00	0.00	0.00	0.00	0.00	0.00	0.00	0.00	0.00
RSF	MJ, NCV	0.00	0.00	0.00	0.00	0.00	0.00	0.00	0.00	0.00	0.00	0.00
NRSF	MJ, NCV	22.95	30.60	27.54	24.48	21.42	18.36	28.16	25.34	22.52	19.71	16.89
RE	MJ, NCV	0.00	0.00	0.00	0.00	0.00	0.00	0.00	0.00	0.00	0.00	0.00
<b>Abiotic depletion potential</b>												
ADPF	MJ, LHV	1011.50	1094.39	1061.24	1028.08	994.93	961.77	1046.52	1018.15	989.78	961.41	933.05
ADPe	kg Sb	3.23E-05	3.64E-05	3.48E-05	3.31E-05	3.15E-05	2.98E-05	3.56E-05	3.40E-05	3.25E-05	3.09E-05	2.93E-05
<b>Consumption of freshwater resources</b>												
FW	m <sup>3</sup>	1.80	1.85	1.83	1.81	1.79	1.78	1.82	1.81	1.79	1.78	1.76
<b>Waste and output flows</b>												
HWD	kg	0.02	0.02	0.02	0.02	0.02	0.02	0.02	0.02	0.02	0.02	0.02
NHWD	kg	0.07	0.09	0.08	0.08	0.07	0.07	0.08	0.08	0.07	0.07	0.06
HLRW	m <sup>3</sup>	1.11E-09	1.11E-09	1.11E-09	1.11E-09	1.11E-09	1.11E-09	1.11E-09	1.11E-09	1.11E-09	1.11E-09	1.11E-09
ILLRW	m <sup>3</sup>	4.42E-08	4.42E-08	4.42E-08	4.42E-08	4.42E-08	4.42E-08	4.42E-08	4.42E-08	4.42E-08	4.42E-08	4.42E-08
CRU	kg	0.00	0.00	0.00	0.00	0.00	0.00	0.00	0.00	0.00	0.00	0.00
MR	kg	0.00	0.00	0.00	0.00	0.00	0.00	0.00	0.00	0.00	0.00	0.00
MER	kg	0.00	0.00	0.00	0.00	0.00	0.00	0.00	0.00	0.00	0.00	0.00
EE	kg	0.00	0.00	0.00	0.00	0.00	0.00	0.00	0.00	0.00	0.00	0.00
<b>Additional inventory parameters for transparency</b>												
CCE	kg CO <sub>2</sub> eq.	53.85	71.80	64.62	57.44	50.26	43.08	62.66	56.39	50.13	43.86	37.60

## References

American Concrete Institute (ACI) 211: Standard Practice for Selecting Proportions for Normal, Heavyweight, and Mass Concrete

American Concrete Institute (ACI) 318: Building Code Requirements for Structural Concrete ASTM International (ASTM) C94: Standard Specification for Ready-Mixed Concrete

Athena Sustainable Materials Institute A Cradle-to-Gate Life Cycle Assessment of Ready-Mixed Concrete Manufactured by CRMCA Members – Version 2.0; Prepared by the Athena Sustainable Materials Institute: May 2022.

Canadian Standards Association (CSA): A3000 Cementitious materials compendium

Canadian Standards Association (CSA) A23.1/A23.2: Concrete materials and methods of concrete construction/Test methods and standard practices for concrete

Construction Specifications Institute (CSI) MasterFormat Division 03-30-00 Cast-in-Place Concrete

EN 15804:2012 Sustainability of construction works – Environmental product declarations – Core rules for the product category of construction products.

European Federation of Concrete Admixture Associations (2006). EFCA Environmental Declarations for Admixtures. <https://www.efca.info/efca-publications/environmental/>

ISO 21930: 2017 Building construction – Sustainability in building construction – Environmental declaration of building products.

ISO 14025: 2006 Environmental labeling and declarations - Type III environmental declarations - Principles and procedures.

ISO 14044: 2006 Environmental management - Life cycle assessment - Requirements and guidelines. ISO 14040:

2006 Environmental management - Life cycle assessment - Principles and framework.

National Renewable Energy Laboratory 2014. U.S. Life Cycle Inventory Database. <https://www.lcacommons.gov/>

NSF International (2015) NSF Program Operator Rules

NSF International, Product Category Rule Environmental Product Declarations, PCR for Concrete, V2.1, August 2021. <https://www.nsf.org/standards-development/product-category-rules>